






# Local Course Rules

**Cart Paths** - The cart path is defined as the point where the roots of the grass and the concrete edge of the cart path (including raised edging) meet (unless marked by string). All other improvements (see examples below) adjacent to the cart path are not part of the cart path. The out-of-bounds line is a vertical up-and-down plane. The out-of-bounds line is part of the out-of-bounds area. Therefore, a disc landing on dirt or grass growing over a cart path edge is out-of-bounds when 100% of the disc is on the O.B.-side of the vertical plane.



**Course Availability** - Courses are closed after Wednesday. Players caught playing a closed course are in violation of Player Misconduct and subject to immediate disqualification.

**Discs Retrieval (from Back Yards & Water Areas)** - Entering into private yards or wading into water to retrieve a disc will be seen as Player Misconduct and subject to immediate disqualification and potential criminal/trespassing charges by the police.

**Island Holes** - Disc must come to rest on marked island. If island missed, take one-stroke penalty and next shot from the designated drop zone. For every additional shot which does not land on island, follow penalty rule (806.02(D)) for all other out-of-bound shots.

**Media Policy** - The Host & PDGA reserves the right to approve all video production and professional photography used for any purpose, including social media and commercial needs. Approval for media coverage may be subject to a fee to be determined by Host. Individuals in violation of the media policy will be seen as Player Misconduct and subject to immediate disqualification and potential criminal/trespassing charges by the police.

**Sand Traps** - The sand trap is defined as the point where the roots of the grass and the sand meet (unless marked by string). The hazard line is a vertical up-and-down plane. The hazard line is part of the hazard area. Therefore, a disc landing on grass growing over a sand trap is in the hazard when 100% of the disc is on the hazard-side of the vertical plane! Treat sand traps as a hazard (one-stroke penalty and play it where it lies). No relief provided from sand traps.

**Selling of Merchandise** - Permission is not granted to sell merchandise on Wild Horse property without consent of the Tournament Director. Such activities will be seen as Player Misconduct and subject to immediate disqualification.

**Two Meter Rule** - Not in effect for all courses, all holes.

**Water Areas** - Water areas are defined as the point where the water and the roots of the grass meet (unless marked by string). The out-of-bounds line is a vertical up-and-down plane. The out-of-bounds line is part of the out-of-bounds area. Therefore, a disc landing on grass growing over water is out-of-bounds when 100% of the disc is on the O.B.-side of the vertical plane!

**Zero Tolerance** - A player will be disqualified if in violation of any laws or regulations, even if activity occurs before or after a player's round.

**Hole 1**  
Par 3 – 415<sup>ft</sup>

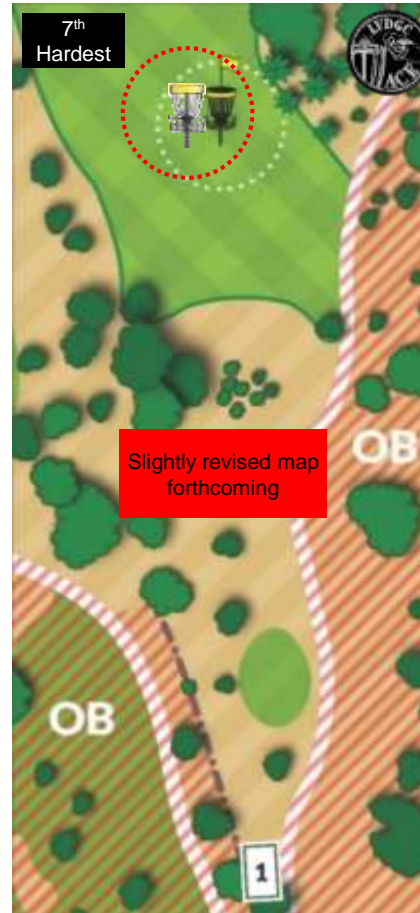


**Hole 2**  
Par 4 – 579<sup>ft</sup>

Aces: Eric Bates (2018)

O.B.: Fence/rope & beyond; cart path & beyond.

O.B.: Cart path & beyond.



	PROS			AMS		
'18 Ave.	3.2(M) / 3.6(W)			3.5(M) / 4.2(W)		
	'18	'17	'16	'18	'17	'16
<Par	12%	NA	5%	2%	NA	1%
=Par	61%	NA	71%	53%	NA	49%
>Par	27%	NA	24%	45%	NA	50%

Minor basket change from 2018 (to middle of fairway). Major change from 2017, so NA. Minor tee pad & basket change from 2016 (was 30' longer).

	PROS			AMS		
'18 Ave	3.7(M) / 4.0(W)			4.0(M) / 5.0(W)		
	'18	'17	'16	'18	'17	'16
<Par	42%	0%	53%	22%	0%	31%
=Par	46%	57%	45%	56%	19%	54%
>Par	13%	43%	22%	22%	81%	15%

Minor basket change from 2018 (to side of hill, now 40' longer). Minor tee pad & basket change from 2017 (was Par 3 & 75' shorter). Minor tee pad & basket change from 2016 (was 60' longer).

### Hole 3

Par 3 – 389ft



### Hole 4

Par 3 – 309ft

### Hole 5

Par 3 – 470ft



### Hole 6

Par 4 – 770ft

O.B.: Green; fence & beyond.  
HAZARD: Sand trap.

CART PATH VARIANCE: Only hole on course where the cart path (and prior/beyond) is in bounds.

O.B.: Before cart path & right; green; fence & beyond.

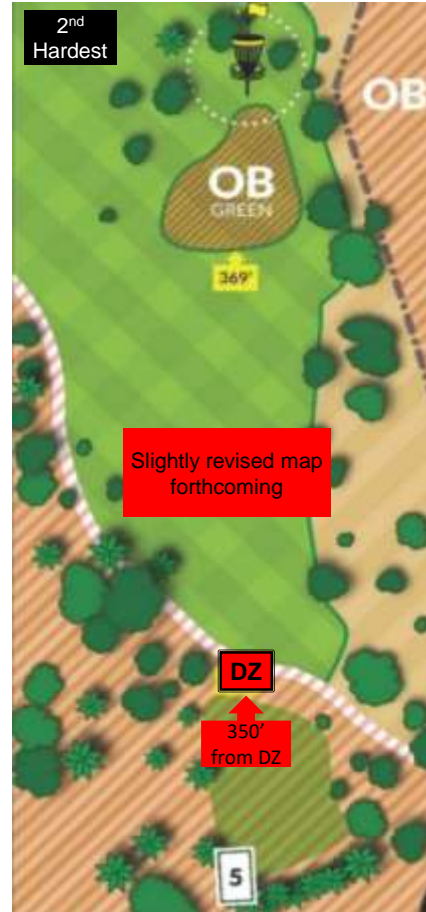
HAZARD: Sand traps.  
RE-TEE: If throw from tee pad never crosses in-bounds, take one-stroke penalty and re-tee.

O.B.: Before cart path & left; green; fence & beyond.

DROP ZONE: As approved by PDGA, if initial throw never crosses in-bounds, take one-stroke penalty and next shot from drop zone. Follow normal penalty rules thereafter.

O.B.: Before cart path & left; fence & beyond.

RE-TEE: If throw from tee pad never crosses in-bounds, take one-stroke penalty and re-tee.



	PROS			AMS		
'18 Ave.	3.1(M) / 3.6(W)			3.4(M) / 4.6(W)		
	'18	'17	'16	'18	'17	'16
<Par	10%	10%	NA	1%	2%	NA
=Par	68%	70%	NA	57%	53%	NA
>Par	22%	20%	NA	42%	45%	NA

Minor basket change from 2018 (to side of hill, now 30' shorter). Minor basket change from 2017 (was 5' shorter). Major change from 2016, so NA.

	PROS			AMS		
'18 Ave.	3.1(M) / 3.7(W)			3.3(M) / 4.8(W)		
	'18	'17	'16	'18	'17	'16
<Par	20%	30%	38%	18%	14%	16%
=Par	52%	48%	49%	45%	51%	53%
>Par	28%	22%	23%	37%	35%	31%

Minor basket change from 2018 (to platform, now 10' longer). Minor tee pad change from 2017 & 2016 (was 30' shorter).

	PROS			AMS		
'18 Ave.	3.4(M) / 4.0(W)			3.8(M) / 5.3(W)		
	'18	'17	'16	'18	'17	'16
<Par	2%	3%	16%	0%	0%	1%
=Par	59%	63%	66%	36%	40%	60%
>Par	40%	34%	18%	64%	59%	39%

No change from 2018 (except D.Z. added). Minor tee pad change from 2017 (was 10' shorter). Minor tee pad & basket change from 2016 (was 70' shorter).

	PROS			AMS		
'18 Ave.	4.1(M) / 4.9(W)			4.6(M) / 6.0(W)		
	'18	'17	'16	'18	'17	'16
<Par	12%	19%	39%	2%	2%	8%
=Par	63%	60%	53%	48%	47%	61%
>Par	25%	20%	8%	50%	51%	31%

No change from 2018. Minor tee pad change from 2017 (was 45' shorter). Minor basket change from 2016 (was 95' shorter).



### Hole 7

Par 3 – 453ft



### Hole 8

Par 3 – 350ft

### Hole 9

Par 3 – 369ft



### Hole 10

Par 3 – 378ft

O.B.: Before cart path & left; green; water/rope and beyond.


RE-TEE: If throw from tee pad never crosses in-bounds, take one-stroke penalty and re-tee.

O.B.: Cart path & beyond; green.

O.B.: Before cart path & left; green.

RE-TEE: If throw from tee pad never crosses in-bounds, take one-stroke penalty and re-tee.

O.B.: Water/rope & beyond; cart path & beyond.



	PROS		AMS	
'18 Ave.	3.0(M) / 3.5(W)	3.3(M) / 4.2(W)		
	'18 '17 '16	'18 '17 '16		
<Par	12% NA NA	3% NA NA		
=Par	72% NA NA	67% NA NA		
>Par	17% NA NA	30% NA NA		

No change from 2018. Major layout change from 2017 and 2016, so NA.

	PROS		AMS	
'18 Ave.	2.9(M) / 3.4(W)	3.3(M) / 4.4(W)		
	'18 '17 '16	'18 '17 '16		
<Par	21% NA NA	6% NA NA		
=Par	64% NA NA	65% NA NA		
>Par	15% NA NA	30% NA NA		

No change from 2018. Major layout change from 2017 and 2016, so NA.

	PROS		AMS	
'18 Ave.	3.3(M) / 3.8(W)	3.8(M) / 5.9(W)		
	'18 '17 '16	'18 '17 '16		
<Par	5% NA NA	0% NA NA		
=Par	61% NA NA	45% NA NA		
>Par	34% NA NA	55% NA NA		

Major tee pad change & minor basket change from 2018 (to middle of fairway, now 130' shorter). Major layout change from 2017 and 2016, so NA.

	PROS		AMS	
'18 Ave.	3.1(M) / 3.6(W)	3.4(M) / 4.9(W)		
	'18 '17 '16	'18 '17 '16		
<Par	20% NA NA	11% NA NA		
=Par	58% NA NA	54% NA NA		
>Par	22% NA NA	35% NA NA		

No change from 2018 (except rope moved to edge of water area). Major layout change from 2017 and 2016, so NA.

# Hole 11

Par 4 – 565ft



# Hole 12

Par 5 – 937ft

# Hole 13

Par 3 – 453ft



# Hole 14

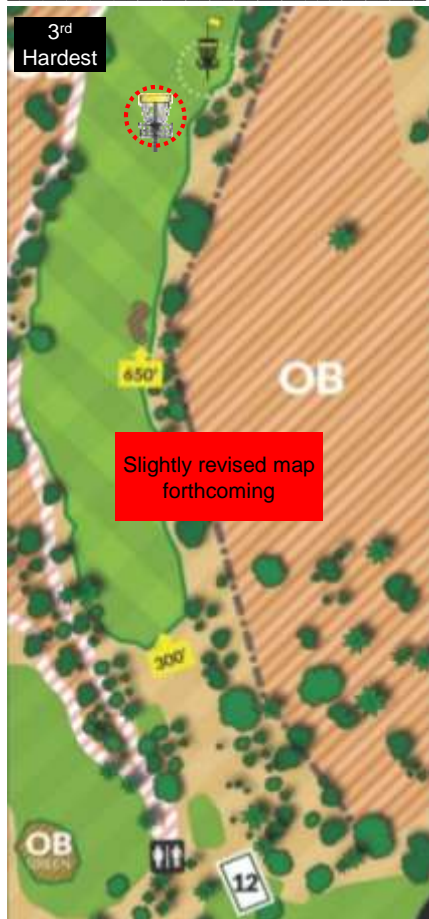
Par 3 – 441ft

O.B.: Before cart path & left; water/rope & beyond; green.  
 RE-TEE: If throw from tee pad never crosses in-bounds, take one-stroke penalty and re-tee.

O.B.: Cart path & beyond; fence & beyond.  
 HAZARD: Sand trap.

O.B.: Before cart path & left; cart path & beyond behind basket; green; fence & beyond.  
 HAZARD: Sand trap.  
 RE-TEE: If throw from tee pad never crosses in-bounds, take one-stroke penalty and re-tee.

O.B.: Cart path & beyond; green.  
 HAZARD: Sand traps.



	PROS			AMS		
'18 Ave.	3.8(M) / 4.8(W)			4.3(M) / 5.6(W)		
	'18	'17	'16	'18	'17	'16
<Par	48%	5%	10%	24%	0%	1%
=Par	30%	56%	63%	38%	29%	43%
>Par	23%	39%	27%	37%	71%	56%

	PROS			AMS		
'18 Ave.	5.2(M) / 6.2(W)			5.9(M) / 8.4(W)		
	'18	'17	'16	'18	'17	'16
<Par	24%	59%	51%	6%	11%	17%
=Par	37%	29%	32%	34%	38%	54%
>Par	39%	11%	17%	60%	51%	29%

	PROS			AMS		
'18 Ave.	3.7(M) / 4.3(W)			4.2(M) / 5.9(W)		
	'18	'17	'16	'18	'17	'16
<Par	0%	5%	5%	0%	0%	0%
=Par	47%	52%	62%	34%	34%	43%
>Par	53%	43%	38%	66%	66%	57%

	PROS			AMS		
'18 Ave.	3.9(M) / 4.4(W)			4.3(M) / 6.6(W)		
	'18	'17	'16	'18	'17	'16
<Par	37%	NA	3%	25%	NA	0%
=Par	39%	NA	52%	36%	NA	36%
>Par	24%	NA	45%	40%	NA	64%

Minor tee pad change from 2018 (to plateau, now 50' longer). Minor tee pad change from 2017 (was Par 3 & 110' shorter). Major tee pad & basket change from 2016 (was Par 3 & 135' shorter).

Minor basket change from 2018 (into fairway, now 60' shorter). Major tee pad change from 2017 (was 110' shorter). Minor tee pad change from 2016 (was 10' shorter).

Minor basket change from 2018 (to right of green, now 40' shorter). Minor tee pad and basket change from 2017 & 2016 (was 90' shorter).

Minor tee pad, basket, and O.B. change from 2018 (to right of green, now 70' shorter & Par 3). Major layout change from 2017, so NA. Minor tee pad and basket change from 2016 (was 40' longer).



### Hole 15

Par 3 – 367ft



### Hole 16

Par 4 – 723ft

### Hole 17

Par 3 – 295ft



### Hole 18

Par 4 – 573ft

O.B.: Fence/rope & beyond; cart path & beyond.

O.B.: Cart path & beyond; green; fence & beyond.

Aces: Shae Chamberlain (2017 layout)  
O.B.: Cart path & beyond; fence/rope & beyond.

O.B.: Cart path & beyond; fence/rope & beyond; inside roped gully; green.  
HAZARD: Sand trap.



	PROS			AMS		
'18 Ave.	3.0(M) / 3.6(W)			3.4(M) / 4.8(W)		
	'18	'17	'16	'18	'17	'16
<Par	25%	27%	55%	11%	12%	29%
=Par	49%	53%	34%	47%	50%	45%
>Par	26%	19%	11%	42%	38%	26%

	PROS			AMS		
'18 Ave.	4.1(M) / 4.8(W)			4.7(M) / 5.8(W)		
	'18	'17	'16	'18	'17	'16
<Par	25%	NA	NA	6%	NA	NA
=Par	46%	NA	NA	40%	NA	NA
>Par	29%	NA	NA	54%	NA	NA

Minor basket change from 2018 (to side of hill, now 10' longer). Major layout change from 2017 and 2016, so NA.

	PROS			AMS		
'18 Ave.	3.0(M) / 3.5(W)			3.3(M) / 3.9(W)		
	'18	'17	'16	'18	'17	'16
<Par	15%	29%	NA	3%	16%	NA
=Par	65%	60%	NA	64%	63%	NA
>Par	20%	11%	NA	33%	21%	NA

No change from 2018. Minor basket change from 2017 (was 90' shorter). Major layout change from 2016, so NA.

	PROS			AMS		
'18 Ave.	3.9(M) / 4.9(W)			4.5(M) / 5.8(W)		
	'18	'17	'16	'18	'17	'16
<Par	38%	31%	38%	19%	12%	18%
=Par	37%	44%	45%	35%	37%	44%
>Par	25%	24%	27%	46%	51%	38%

Minor basket change from 2018 (now 10' shorter). Minor tee pad & basket change from 2017 & 2016 (basket was to right).