

Course Innova Factory Store

Layout	No.
<300'	0
300' – 399'	8
400' – 499'	4
500' – 599'	1
600' – 699'	2
700' – 799'	2
≥800'	1
Greens in Play	8
Traps in Play	7
Mandatories	1
Islands	0



Changes from 2020 to 2021 LVC noted by pink color.

SUNDAY'S
CTP - #4

Hole	Dist.	Par
1	415'	3
2	649'	4
3	389'	3
4	309'	3
5	470'	3
6	770'	4
7	453'	3
8	350'	3
9	367'	3
10	378'	3
11	565'	4
12	987'	5
13	363'	3
14	441'	3
15	367'	3
16	723'	4
17	322'	3
18	632'	4
Total	8,950'	61
Ave.	497'	

DRIVING RANGE

2020 Summary

Longest of Three Courses
0 Aces / 8 Eagles
(6 eagles on Hole 12)

All First Place sudden death play-offs will occur on **Course Innova**, using Holes 1, 3, 5, 7, 17, & 18.

Two-Meter Rule is **NOT** in effect!

Out-of-bounds and other applicable rules depicted on individual maps.

Hole 1

Par 3 – 415ft



Hole 2

Par 4 – 649ft

O.B.: Fence/rope & beyond; cart paths & beyond.

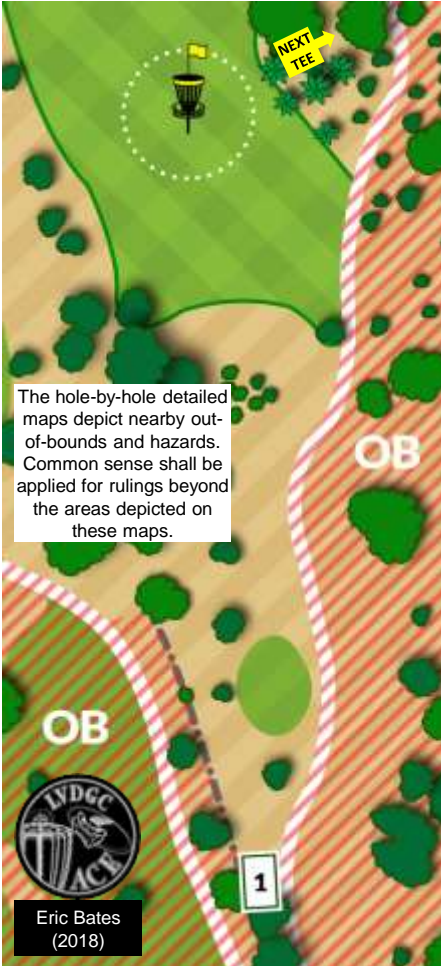
O.B.: Cart path, fence & beyond.

Hole Ranking (based on 2020 Preliminary Rounds)

OPEN – 5th AGED PROS – 8th AMS – 9th

Hole Ranking (based on 2020 Preliminary Rounds)

OPEN – 8th AGED PROS – 14th AMS – 14th



Eric Bates
(2018)

1



Tyler Gamboa
(2020)

2

	OPEN	AGED PROS	AMS
2020 / 2019 Average Preliminary Round Scores			
Men	3.0 / 2.9	3.2 / 3.3	3.5 / 3.5
Women	3.5 / 3.4	3.5 / 4.0	4.5 / 4.2

	Average Percentages Rates to Par		
To Par	<	=	>
2020%	23	57	20
2019%	23	61	16
2018%	18	62	20

	<			=			>		
To Par	<	=	>	<	=	>	<	=	>
2020%	23	57	20	10	63	27	5	51	44
2019%	23	61	16	4	66	30	6	49	45
2018%	18	62	20	2	60	38	1	46	53

No change from 2020 / 2019 / 2018.

	OPEN	AGED PROS	AMS
2020 / 2019 Average Preliminary Round Scores			
Men	3.8 / 3.3	3.9 / 3.7	4.5 / 3.8
Women	4.6 / 3.7	4.9 / 4.9	5.7 / 4.5

	Average Percentages Rates to Par		
To Par	<	=	>
2020%	35	51	14
2019%	70	25	5
2018%	56	37	7

	<			=			>		
To Par	<	=	>	<	=	>	<	=	>
2020%	35	51	14	21	61	18	3	50	47
2019%	70	25	5	40	42	18	29	57	14
2018%	56	37	7	18	60	22	14	60	26

No change from 2020. Minor changes from 2019 / 2018 (was 70' / 110' shorter).

Hole 3

Par 3 – 389ft



Hole 4

Par 3 – 309ft

O.B.: Fence & beyond; greens.

HAZARD: Sand trap.

CART PATH VARIANCE: Only hole on course where the cart path (and prior/beyond) is in bounds.

O.B.: Before cart path in front of tee & right; fence & beyond; green.

HAZARD: Sand traps.

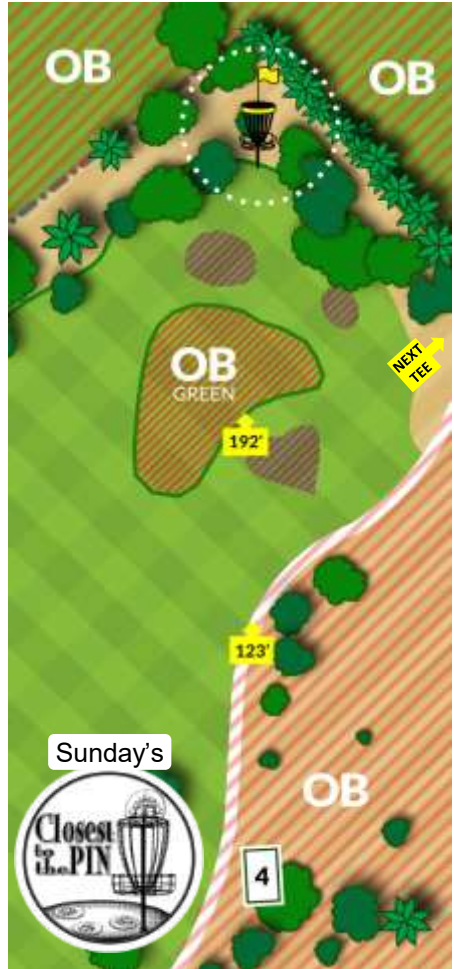
RE-TEE: If throw from tee pad never crosses in-bounds or lost, take one-stroke penalty and re-tee.

Hole Ranking (based on 2020 Preliminary Rounds)

OPEN – 15th AGED PROS – 15th AMS – 16th

Hole Ranking (based on 2019 Preliminary Rounds)

OPEN – 9th AGED PROS – 12th AMS – 13th



2020 / 2019 Average Preliminary Round Scores

	OPEN	AGED PROS	AMS
Men	2.8 / 2.8	3.0 / 3.1	3.3 / 3.2
Women	3.2 / 3.3	3.3 / 4.0	3.9 / 3.9

Average Percentages Rates to Par

To Par	<	=	>	<	=	>	<	=	>
2020%	29	61	10	11	78	11	4	66	30
2019%	32	54	14	10	63	27	4	67	29
2018%	15	70	15	3	63	34	1	36	63

No change from 2020 / 2019.

Minor change from 2018 (was 30' longer).

2020 / 2019 Average Preliminary Round Scores

	OPEN	AGED PROS	AMS
Men	3.0 / 2.9	3.0 / 3.4	3.4 / 3.5
Women	3.1 / 3.0	3.6 / 4.0	4.2 / 4.3

Average Percentages Rates to Par

To Par	<	=	>	<	=	>	<	=	>
2020%	26	53	21	19	55	26	10	50	40
2019%	24	62	14	11	49	40	7	44	49
2018%	25	53	22	13	50	37	9	43	48

No change from 2020 / 2019. Minor change from 2018 (no platform, was 10' shorter).

Hole 5

Par 3 – 470ft



Hole 6

Par 4 – 770ft

O.B.: Before cart path in front of tee & left; fence & beyond; green.

O.B.: Before cart path in front of tee & left; fence & beyond.

D.Z.: If initial throw never crosses in-bounds or lost, take one-stroke penalty and next shot from drop zone. Follow normal penalty rules thereafter.

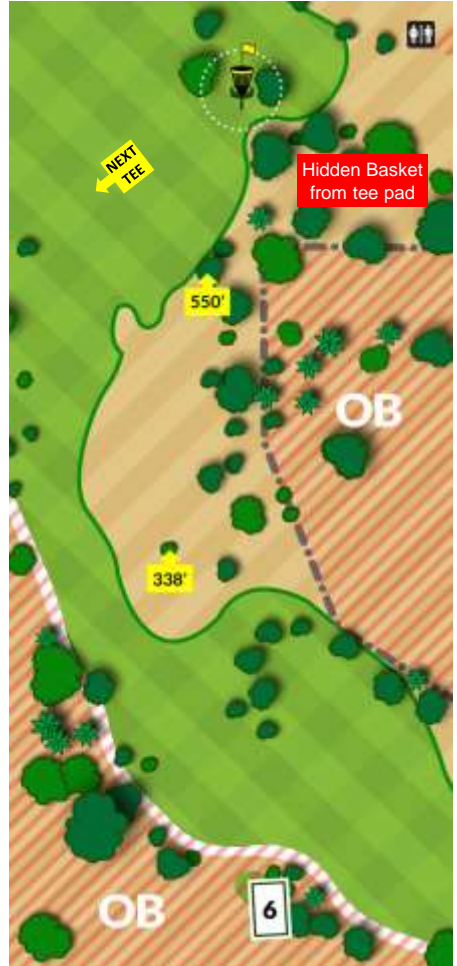
RE-TEE: If throw from tee pad never crosses in-bounds or lost, take one-stroke penalty and re-tee.

Hole Ranking (based on 2020 Preliminary Rounds)

OPEN – 2nd AGED PROS – 2nd AMS – 1st

Hole Ranking (based on 2020 Preliminary Rounds)

OPEN – 8th AGED PROS – 6th AMS – 5th



2020 / 2019 Average Preliminary Round Scores

	OPEN	AGED PROS	AMS
Men	3.4 / 3.3	3.5 / 3.5	4.0 / 3.8
Women	3.6 / 3.5	4.0 / 4.5	4.8 / 4.8

Average Percentages Rates to Par

To Par	<	=	>	<	=	>	<	=	>
2020%	4	62	34	0	61	39	0	33	67
2019%	8	61	31	0	53	47	0	40	60
2018%	3	62	35	0	53	47	0	34	66

No change from
2020 / 2019 / 2018.

2020 / 2019 Average Preliminary Round Scores

	OPEN	AGED PROS	AMS
Men	3.9 / 3.9	4.2 / 4.4	4.6 / 4.8
Women	4.4 / 4.5	5.6 / 5.3	5.9 / 6.2

Average Percentages Rates to Par

To Par	<	=	>	<	=	>	<	=	>
2020%	29	48	23	9	62	29	4	41	55
2019%	25	54	21	3	57	40	2	35	63
2018%	19	61	20	1	65	34	3	36	61

No change from
2020 / 2019 / 2018.

Hole 7

Par 3 – 453^{ft}



Hole 8

Par 3 – 350^{ft}

O.B.: Before cart path in front of tee & left.

O.B.: Cart path & beyond; green.


RE-TEE: If throw from tee pad never crosses in-
bounds or lost, take one-stroke penalty and re-tee.

Hole Ranking (based on 2020 Preliminary Rounds)

OPEN – 6th AGED PROS – 13th AMS – 17th

Hole Ranking (based on 2020 Preliminary Rounds)

OPEN – 7th AGED PROS – 11th AMS – 11th



	OPEN	AGED PROS	AMS
2020 / 2019 Average Preliminary Round Scores			
Men	2.9 / 2.9	3.0 / 3.2	3.5 / 3.3
Women	3.3 / 3.2	3.3 / 3.6	4.2 / 4.0

Average Percentages Rates to Par

To Par	<	=	>	<	=	>	<	=	>
2020%	15	72	13	9	79	12	3	70	27
2019%	15	76	9	3	72	25	4	55	41
2018%	17	69	14	3	76	21	1	55	44

No change from
2020 / 2019 / 2018.

	OPEN	AGED PROS	AMS
2020 / 2019 Average Preliminary Round Scores			
Men	3.0 / 2.9	3.0 / 3.2	3.2 / 3.3
Women	3.0 / 3.1	3.6 / 3.5	3.9 / 4.1

Average Percentages Rates to Par

To Par	<	=	>	<	=	>	<	=	>
2020%	23	61	16	15	65	20	5	54	41
2019%	28	55	17	10	69	21	5	59	36
2018%	27	61	13	12	69	19	5	53	42

No change from
2020 / 2019 / 2018.

Hole 9

Par 3 – 367ft



Hole 10

Par 3 – 378ft

O.B.: Before cart path in front of tee & left; green; water/rope & well beyond basket.

O.B.: Water/rope in front of tee & right, cart path & beyond.

RE-TEE: If throw from tee pad never crosses in-bounds or lost, take one-stroke penalty and re-tee.

RE-TEE: If throw from tee pad never crosses in-bounds or lost, take one-stroke penalty and re-tee.

Hole Ranking (based on 2020 Preliminary Rounds)

OPEN – 17th AGED PROS – 17th AMS – 18th

Hole Ranking (based on 2020 Preliminary Rounds)

OPEN – 11th AGED PROS – 10th AMS – 15th



2020 / 2019 Average Preliminary Round Scores

	OPEN	AGED PROS	AMS
Men	2.6 / 2.5	2.8 / 3.0	3.1 / 3.2
Women	3.1 / 3.0	3.3 / 3.4	3.5 / 3.6

Average Percentages Rates to Par

To Par	<	=	>	<	=	>	<	=	>
2020%	40	55	4	21	71	8	6	79	15
2019%	48	45	7	18	66	16	9	63	27
2018%	8	69	23	0	47	53	0	20	80

Minor changes from 2020 / 2019 / 2018 (was 30' shorter / same length / 130' longer).

2020 / 2019 Average Preliminary Round Scores

	OPEN	AGED PROS	AMS
Men	2.9 / 2.8	3.1 / 3.3	3.3 / 3.4
Women	3.2 / 3.2	3.3 / 3.8	4.3 / 4.4

Average Percentages Rates to Par

To Par	<	=	>	<	=	>	<	=	>
2020%	31	55	14	4	70	26	6	55	39
2019%	31	55	14	4	70	26	6	55	39
2018%	30	52	18	4	68	28	0	43	57

No change from 2020 / 2019 / 2018.

Hole 11

Par 4 – 565'^t



Hole 12

Par 5 – 987'^t

O.B.: Before cart path in front of tee & left; water/rope & beyond; green.

O.B.: Cart path & beyond; fence & beyond.

RE-TEE: If throw from tee pad never crosses in-bounds or lost, take one-stroke penalty and re-tee.

HAZARD: Sand trap.

Hole Ranking (based on 2020 Preliminary Rounds)

OPEN – 16th AGED PROS – 18th AMS – 14th

Hole Ranking (based on 2019 Preliminary Rounds)

OPEN – 13th AGED PROS – 3rd AMS – 3rd



OPEN AGED PROS AMS

2020 / 2019 Average Preliminary Round Scores

Men	3.7 / 3.7	3.7 / 4.1	4.3 / 4.2
Women	4.1 / 4.1	4.9 / 5.5	5.7 / 5.3

Average Percentages Rates to Par

To Par	<	=	>	<	=	>	<	=	>
2020%	44	43	13	39	46	15	14	50	36
2019%	44	40	16	22	47	31	18	51	31
2018%	55	22	23	35	43	22	16	37	47

No change from 2020 / 2019. Minor change from 2018 (was 50' shorter).

OPEN AGED PROS AMS

2020 / 2019 Average Preliminary Round Scores

Men	4.8 / 4.5	5.4 / 5.2	5.8 / 5.6
Women	6.1 / 5.2	6.3 / 6.6	7.7 / 7.3

Average Percentages Rates to Par

To Par	<	=	>	<	=	>	<	=	>
2020%	40	34	26	13	40	46	3	36	61
2019%	55	32	13	6	61	33	6	43	51
2018%	36	34	30	4	42	54	1	20	79

No change from 2020. Minor changes from 2019 / 2018 (was 30' shorter / 30' longer).

Hole 13

Par 3 – 363ft



Hole 14

Par 3 – 441ft

O.B.: Before cart path in front of tee & left; cart path & beyond behind basket; fence & beyond; green.

O.B.: Cart path & beyond; green.

HAZARD: Sand trap.

HAZARD: Sand trap.

RE-TEE: If throw from tee pad never crosses in-bounds or lost, take one-stroke penalty and re-tee.

Hole Ranking (based on 2020 Preliminary Rounds)

OPEN – 1st AGED PROS – 1st AMS – 2nd

Hole Ranking (based on 2020 Preliminary Rounds)

OPEN – 3rd AGED PROS – 4th AMS – 6th



OPEN AGED PROS AMS

2020 / 2019 Average Preliminary Round Scores

Men	3.4 / 3.3	3.5 / 3.9	3.9 / 3.9
Women	4.1 / 3.4	4.8 / 4.9	5.3 / 4.7

Average Percentages Rates to Par

To Par	<	=	>	<	=	>	<	=	>
2020%	2	58	40	0	63	37	0	43	57
2019%	5	70	25	0	43	57	0	39	61
2018%	1	57	42	0	30	70	0	11	89

Minor changes from 2020 / 2019 / 2018 (was 90' longer / 90' longer / 130' longer).

OPEN AGED PROS AMS

2020 / 2019 Average Preliminary Round Scores

Men	3.2 / 3.1	3.3 / 3.5	3.6 / 3.7
Women	3.8 / 3.5	4.1 / 4.7	4.4 / 4.5

Average Percentages Rates to Par

To Par	<	=	>	<	=	>	<	=	>
2020%	7	62	31	0	64	36	1	48	51
2019%	8	70	22	1	55	44	0	41	49
2018%	47	34	19	21	47	32	8	35	57

No change from 2020 / 2019. Major change from 2018 (was 70' longer & a Par 4).

Hole 15

Par 3 – 367^{ft}



Hole 16

Par 4 – 723^{ft}

O.B.: Fence/rope & beyond along left-side of fairway; rocks/rope behind basket & beyond; cart path & beyond.

O.B.: Cart path & beyond; fence & beyond; green. HAZARD: Sand trap.

Hole Ranking (based on 2020 Preliminary Rounds)

OPEN – 10th AGED PROS – 9th AMS – 10th

Hole Ranking (based on 2019 Preliminary Rounds)

OPEN – 12th AGED PROS – 5th AMS – 4th



	OPEN	AGED PROS	AMS
2020 / 2019 Average Preliminary Round Scores			
Men	2.9 / 2.9	3.1 / 3.4	3.5 / 3.5
Women	3.4 / 3.2	3.8 / 3.8	4.2 / 4.3
Average Percentages Rates to Par			
To Par	< = >	< = >	< = >
2020%	30 50 20	16 56 28	12 41 47
2019%	37 40 23	11 51 38	8 43 49
2018%	31 48 21	17 50 33	9 37 54
No change from 2020 / 2019 / 2018.			

2020 / 2019 Average Preliminary Round Scores

Men 2.9 / 2.9 3.1 / 3.4 3.5 / 3.5

Women 3.4 / 3.2 3.8 / 3.8 4.2 / 4.3

Average Percentages Rates to Par

To Par < = > < = > < = >

2020% 30 50 20 16 56 28 12 41 47

2019% 37 40 23 11 51 38 8 43 49

2018% 31 48 21 17 50 33 9 37 54

No change from 2020 / 2019 / 2018.

	OPEN	AGED PROS	AMS
2020 / 2019 Average Preliminary Round Scores			
Men	3.8 / 3.8	4.3 / 4.7	4.8 / 4.9
Women	4.8 / 4.6	4.8 / 5.6	5.9 / 5.9
Average Percentages Rates to Par			
To Par	< = >	< = >	< = >
2020%	34 44 22	18 38 44	5 30 65
2019%	40 35 25	4 42 54	4 30 66
2018%	31 45 24	15 47 38	5 30 65
No change from 2020 / 2019.			
Minor change from 2018 (was 10' shorter).			

2020 / 2019 Average Preliminary Round Scores

Men 3.8 / 3.8 4.3 / 4.7 4.8 / 4.9

Women 4.8 / 4.6 4.8 / 5.6 5.9 / 5.9

Average Percentages Rates to Par

To Par < = > < = > < = >

2020% 34 44 22 18 38 44 5 30 65

2019% 40 35 25 4 42 54 4 30 66

2018% 31 45 24 15 47 38 5 30 65

No change from 2020 / 2019.

Minor change from 2018 (was 10' shorter).

Hole 17

Par 3 – 322^{ft}



Hole 18

Par 4 – 632^{ft}

O.B.: Cart path and beyond; fence/rope and beyond.
 RE-TEE: If throw from tee pad misses mandatory or lost, take one-stroke penalty and re-tee.

O.B.: Cart path & beyond along right-side of fairway; fence/rope & beyond along left-side of fairway; inside roped rocks/gully; green; driveway/curbing around basket; wall/rope & beyond behind basket.

HAZARD: Sand trap.

Hole Ranking (based on 2020 Preliminary Rounds)

OPEN – 4th AGED PROS – 7th AMS – 6th

Hole Ranking (based on 2020 Preliminary Rounds)

OPEN – 18th AGED PROS – 16th AMS – 12th



OPEN AGED PROS AMS
2020 / 2019 Average Preliminary Round Scores

Men 4.0 / 2.9 4.3 / 3.1 4.6 / 3.3
Women 4.8 / 3.4 4.8 / 3.8 5.6 / 4.0

Average Percentages Rates to Par

To Par	<	=	>	<	=	>	<	=	>
2020%	26	46	28	14	50	36	8	41	51
2019%	26	55	19	9	72	19	5	61	34
2018%	20	63	16	7	66	27	2	49	49

Major / minor changes from 2020 / 2019 / 2018
 (was Par 4 & 110' longer / 30' shorter / 30' shorter).

OPEN AGED PROS AMS
2020 / 2019 Average Preliminary Round Scores

Men 3.6 / 3.3 3.9 / 3.8 4.4 / 4.3
Women 4.3 / 3.8 5.1 / 5.3 5.9 / 5.9

Average Percentages Rates to Par

To Par	<	=	>	<	=	>	<	=	>
2020%	59	27	14	33	42	25	23	32	45
2019%	70	19	11	40	33	27	24	32	44
2018%	46	34	20	25	42	33	6	30	64

No change from 2020. Minor changes from
 2019 / 2018 (was 20' shorter / 20' longer).