

# Course Infinite Discs

Hole	Dist.	Par
1	233'	3
2	324'	3
3	621'	4
4	390'	3
5	360'	3
6	294'	4
7	358'	3
8	725'	4
9	597'	4
10	381'	3
11	430'	3
12	405'	3
13	249'	3
14	405'	3
15	469'	3
16	583'	4
17	345'	3
18	301'	3
<b>Total</b>	<b>7,470'</b>	<b>59</b>
<b>Ave.</b>	<b>415'</b>	

**INFINITE DISCS**

THUR.  
thru SAT.  
CTP by  
DIV. - #6

SUNDAY'S  
CTP - #1

Changes from 2020 to  
2021 LVC noted by  
pink color.

Layout	No.
<300'	3
300' - 399'	7
400' - 499'	4
500' - 599'	2
600' - 699'	1
700' - 799'	1
≥800'	0
Greens in Play	4
Traps in Play	7
Mandatories	0
Islands	4

## 2020 Summary

Shortest of Three Courses  
1 Ace / 16 Eagles  
(13 eagles on Hole 6)

Two-Meter Rule is **NOT**  
in effect!

All First Place sudden death play-offs  
will occur on **Course Innova**, using  
Holes 1, 3, 5, 7, 17, & 18.

Out-of-bounds and other  
applicable rules depicted on  
individual maps.

# Hole 1

Par 3 – 233ft



# Hole 2

Par 3 – 324ft

O.B.: Before cart path in front of tee & right.

HAZARD: Sand trap (combined into one large one).

RE-TEE: If throw from tee pad never crosses in-bounds or lost, take one-stroke penalty and re-tee.

O.B.: Cart path & beyond.

HAZARD: Sand trap (combined into one large one).

### Hole Ranking (based on 2020 Preliminary Rounds)

OPEN – 1<sup>st</sup> AGED PROS – 3<sup>rd</sup> AMS – 3<sup>rd</sup>

### Hole Ranking (based on 2020 Preliminary Rounds)

OPEN – 11<sup>th</sup> AGED PROS – 12<sup>th</sup> AMS – 10<sup>th</sup>

The hole-by-hole detailed maps depict nearby out-of-bounds and hazards. Common sense shall be applied for rulings beyond the areas depicted on these maps.



	OPEN	AGED PROS	AMS
2020 / 2019 Average Preliminary Round Scores			
Men	3.3 / 2.6	3.3 / 3.0	3.5 / 3.2
Women	3.5 / 2.8	3.6 / 3.7	4.1 / 4.2

Average Percentages Rates to Par												
To Par	<	=	>	<	=	>	<	=	>	<	=	>
2020%	19	47	34	10	56	34	15	44	41			
2019%	47	44	9	22	60	18	14	56	30			
2018%	28	61	11	30	51	19	21	49	30			

Minor change from 2020 (tee pad relocated). Minor changes from 2019 / 2018 (was 40' longer / 10' shorter).

	OPEN	AGED PROS	AMS
2020 / 2019 Average Preliminary Round Scores			
Men	2.8 / 2.8	3.0 / 3.1	3.3 / 3.4
Women	3.2 / 3.0	3.5 / 3.3	3.9 / 4.1

Average Percentages Rates to Par												
To Par	<	=	>	<	=	>	<	=	>	<	=	>
2020%	29	57	14	17	69	14	6	63	30			
2019%	29	63	8	11	72	17	5	59	36			
2018%	29	62	9	23	65	12	7	64	29			

No change from 2020. Minor changes from 2019 / 2018 (was 30' longer / 10' longer).

# Hole 3

Par 4 – 621ft



# Hole 4

Par 3 – 390ft

O.B.: Cart path & beyond.

D.Z.: If initial throw O.B. left of fairway, take one-stroke penalty and next shot from drop zone. Follow normal penalty rules thereafter.

O.B.: Before cart path in front of tee & left/right; cart path & beyond behind/right of basket; green.

HAZARD: Sand trap.

RE-TEE: If throw from tee pad never crosses in-bounds, take one-stroke penalty and re-tee.

Hole Ranking (based on 2020 Preliminary Rounds)

OPEN – 15<sup>th</sup> AGED PROS – 11<sup>th</sup> AMS – 9<sup>th</sup>

Hole Ranking (based on 2020 Preliminary Rounds)

OPEN – 6<sup>th</sup> AGED PROS – 9<sup>th</sup> AMS – 11<sup>th</sup>



	OPEN	AGED PROS	AMS
2020 / 2019 Average Preliminary Round Scores			
Men	3.7 / 3.5	3.9 / 3.9	4.3 / 4.2
Women	3.7 / 4.2	4.8 / 4.6	5.3 / 5.3

Average Percentages Rates to Par

To Par	<	=	>	<	=	>	<	=	>
2020%	50	35	16	35	35	30	13	50	37
2019%	53	33	14	23	56	21	18	45	37
2018%	51	33	16	29	47	24	17	48	35

No change from  
2020 / 2019 / 2018.

	OPEN	AGED PROS	AMS
2020 / 2019 Average Preliminary Round Scores			
Men	2.9 / 2.7	3.0 / 3.1	3.2 / 3.4
Women	3.4 / 3.0	3.6 / 3.8	4.3 / 4.4

Average Percentages Rates to Par

To Par	<	=	>	<	=	>	<	=	>
2020%	29	52	19	19	63	19	8	63	29
2019%	37	53	10	8	70	22	6	57	37
2018%	21	62	17	16	61	23	6	61	33

No change from  
2020 / 2019 / 2018.



# Hole 5

Par 3 – 360<sup>ft</sup>



# Hole 6

Par 4 – 294<sup>ft</sup>

O.B.: Before cart path in front of tee & left; water/rope; cart path and beyond behind/right of basket; green.

HAZARD: Sand trap.

RE-TEE: If throw from tee pad never crosses in-bounds, take one-stroke penalty and re-tee.

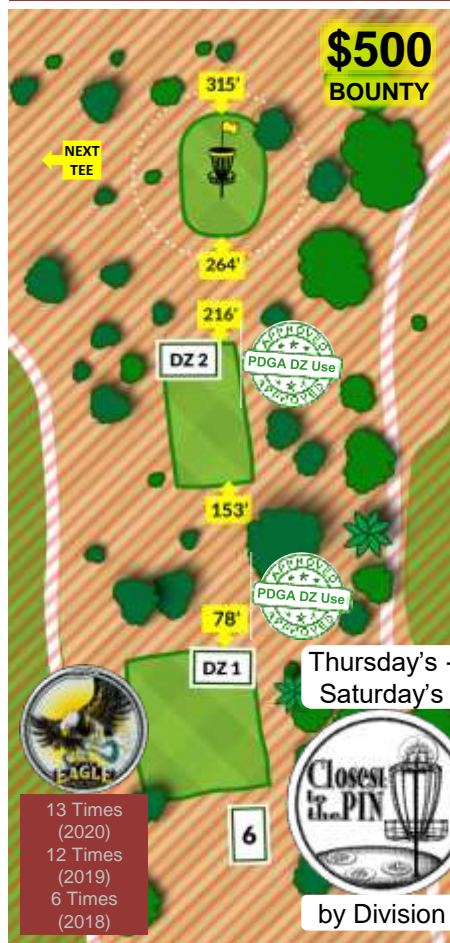

D.Z.: Disc must come to rest on an island. If initial throw anywhere O.B., take one-stroke penalty and next shot from the 1<sup>st</sup> D.Z. If any subsequent throws anywhere O.B., take one-stroke penalty and next shot from the 2<sup>nd</sup> D.Z. Continue to use 2<sup>nd</sup> D.Z., with one-stroke penalty, until disc comes to rest on final island. Follow normal penalty rules thereafter.

Hole Ranking (based on 2020 Preliminary Rounds)

OPEN – 16<sup>th</sup> AGED PROS – 10<sup>th</sup> AMS – 14<sup>th</sup>

Hole Ranking (based on 2020 Preliminary Rounds)

OPEN – 10<sup>th</sup> AGED PROS – 15<sup>th</sup> AMS – 7<sup>th</sup>



Thursday's - Saturday's



by Division

	OPEN	AGED PROS	AMS
2020 / 2019 Average Preliminary Round Scores			
Men	2.6 / 2.7	2.9 / 3.0	3.1 / 3.2
Women	3.0 / 3.2	4.0 / 3.4	3.9 / 3.9
Average Percentages Rates to Par			
To Par	< = >	< = >	< = >
2020%	42 49 10	14 73 13	11 65 23
2019%	33 57 10	13 73 14	7 63 30
2018%	12 70 18	14 76 10	3 66 31
No change from 2020 / 2019 / 2018.			

	OPEN	AGED PROS	AMS
2020 / 2019 Average Preliminary Round Scores			
Men	3.9 / 3.9	3.8 / 4.2	4.4 / 4.8
Women	3.9 / 4.8	4.8 / 5.2	4.8 / 5.8
Average Percentages Rates to Par			
To Par	< = >	< = >	< = >
2020%	53 17 30	51 21 27	35 17 49
2019%	43 21 36	41 14 45	20 18 62
2018%	31 15 54	42 23 35	21 20 59
No change from 2020 / 2019 / 2018.			

# Hole 7

Par 3 – 358'<sup>t</sup>



# Hole 8

Par 4 – 725'<sup>t</sup>

O.B.: Cart path & beyond.

O.B.: Before cart path in front of tee & left; cart path left & right; water/rope & beyond; fence/rope & beyond; green.

RE-TEE: If throw from tee pad never crosses in-bounds or lost, take one-stroke penalty and re-tee.

Hole Ranking (based on 2020 Preliminary Rounds)

OPEN – 5<sup>th</sup> AGED PROS – 6<sup>th</sup> AMS – 15<sup>th</sup>

Hole Ranking (based on 2020 Preliminary Rounds)

OPEN – 18<sup>th</sup> AGED PROS – 17<sup>th</sup> AMS – 16<sup>th</sup>



2 Times  
(2020 layout)  
2 Times  
(2019 layout)  
2 Times  
(2018 layout)

Tee pad moved  
back by 170' to  
increase distance.

	OPEN	AGED PROS	AMS
<b>2020 / 2019 Average Preliminary Round Scores</b>			
Men	2.9 / 2.7	3.1 / 2.9	3.1 / 3.1
Women	3.2 / 3.2	4.0 / 3.3	3.8 / 3.7
<b>Average Percentages Rates to Par</b>			
To Par	< = >	< = >	< = >
2020%	23 62 15	12 66 22	8 69 22
2019%	34 57 9	20 67 13	11 67 22
2018%	12 66 22	15 71 14	7 70 23
No change from 2020. Minor change from 2019 / 2018 (was 40' longer).			

	OPEN	AGED PROS	AMS
<b>2020 / 2019 Average Preliminary Round Scores</b>			
Men	3.4 / 3.5	3.7 / 3.9	4.1 / 4.1
Women	3.5 / 4.3	4.8 / 4.5	5.3 / 5.3
<b>Average Percentages Rates to Par</b>			
To Par	< = >	< = >	< = >
2020%	66 27 7	41 39 20	27 42 31
2019%	50 35 15	34 38 28	29 35 35
2018%	46 38 15	41 43 16	26 49 25
Major / minor changes from 2020 / 2019 (was 170' shorter / 170' shorter, 140' shorter).			

# Hole 9

Par 4 – 597<sup>ft</sup>



# Hole 10

Par 3 – 381<sup>ft</sup>

O.B.: Cart path, fence/rope & beyond; grass/rope & beyond right of basket.

O.B.: Before cart path in front of tee, dirt before rope left of tee pad/grass; fence/rope & beyond.

HAZARD: Sand trap.

RE-TEE: If throw from tee pad never crosses in-bounds, take one-stroke penalty and re-tee.

Hole Ranking (based on 2020 Preliminary Rounds)

OPEN – 17<sup>th</sup> AGED PROS – 16<sup>th</sup> AMS – 6<sup>th</sup>

Hole Ranking (based on 2020 Preliminary Rounds)

OPEN – 2<sup>nd</sup> AGED PROS – 1<sup>st</sup> AMS – 1<sup>st</sup>



	OPEN	AGED PROS	AMS
2020 / 2019 Average Preliminary Round Scores			
Men	3.4 / 3.5	3.8 / 3.9	4.3 / 4.4
Women	4.3 / 4.4	4.8 / 5.0	5.7 / 5.4

	OPEN	AGED PROS	AMS
2020 / 2019 Average Preliminary Round Scores			
Men	3.2 / 3.2	3.5 / 3.4	3.7 / 3.8
Women	3.6 / 3.5	4.3 / 3.7	4.9 / 4.9

Average Percentages Rates to Par

Average Percentages Rates to Par

To Par	<	=	>	<	=	>	<	=	>
2020%	60	33	7	41	36	23	21	37	43
2019%	54	30	16	26	49	25	12	45	43
2018%	0	30	70	0	40	60	0	16	84

To Par	<	=	>	<	=	>	<	=	>
2020%	10	64	26	0	59	41	1	48	51
2019%	5	72	23	1	68	31	2	45	53
2018%	2	54	44	2	60	38	0	41	59

No change from 2020. Minor / major change from 2019 / 2018 (was 30' longer / Par 3 & 70' shorter).

No change from 2020 / 2019 / 2018.



# Hole 11

Par 3 – 430'<sup>t</sup>



# Hole 12

Par 3 – 405'<sup>t</sup>

O.B.: Before cart path in front of tee; fence/rope & beyond; in water/rope area; cart path & beyond behind basket.

RE-TEE: If throw from tee pad never crosses in-bounds, take one-stroke penalty and re-tee.

O.B.: Water/rope, cart path behind tee pad & beyond.

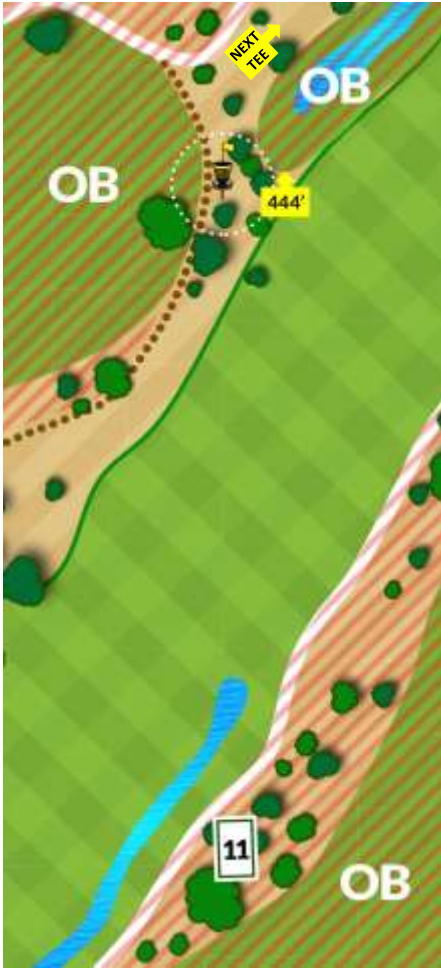
CART PATH VARIANCE: One of two holes on course where the cart path (and prior/beyond) is in bounds.

Hole Ranking (based on 2020 Preliminary Rounds)

OPEN – 4<sup>th</sup> AGED PROS – 4<sup>th</sup> AMS – 4<sup>th</sup>

Hole Ranking (based on 2020 Preliminary Rounds)

OPEN – 8<sup>th</sup> AGED PROS – 5<sup>th</sup> AMS – 8<sup>th</sup>



	OPEN	AGED PROS	AMS
2020 / 2019 Average Preliminary Round Scores			
Men	3.1 / 3.4	3.2 / 3.7	3.4 / 4.1
Rd. Ave.	3.4 / 4.4	3.6 / 5.3	4.2 / 5.2
Average Percentages Rates to Par			
To Par	< = >	< = >	< = >
2020%	13 63 23	3 73 25	0 58 42
2019%	63 25 12	43 34 23	24 40 36
2018%	31 35 34	38 41 21	22 39 39
No change from 2020. Minor change from 2019 / 2018 (was Par 4 & 70' longer).			

	OPEN	AGED PROS	AMS
2020 / 2019 Average Preliminary Round Scores			
Men	2.9 / 2.6	3.1 / 2.9	3.3 / 3.2
Women	3.3 / 3.0	3.7 / 3.5	4.1 / 3.9
Average Percentages Rates to Par			
To Par	< = >	< = >	< = >
2020%	16 76 8	4 77 19	5 57 38
2019%	34 62 4	20 69 11	7 64 29
2018%	26 63 11	12 76 12	8 64 28
No change from 2020. Minor change from 2019 / 2018 (was 30' shorter).			

# Hole 13

Par 3 – 249ft



# Hole 14

Par 3 – 405ft



O.B.: Before cart path in front of tee; cart path & beyond behind basket; green.

O.B.: Cart path & beyond.

HAZARD: Sand traps.

HAZARD: Sand traps

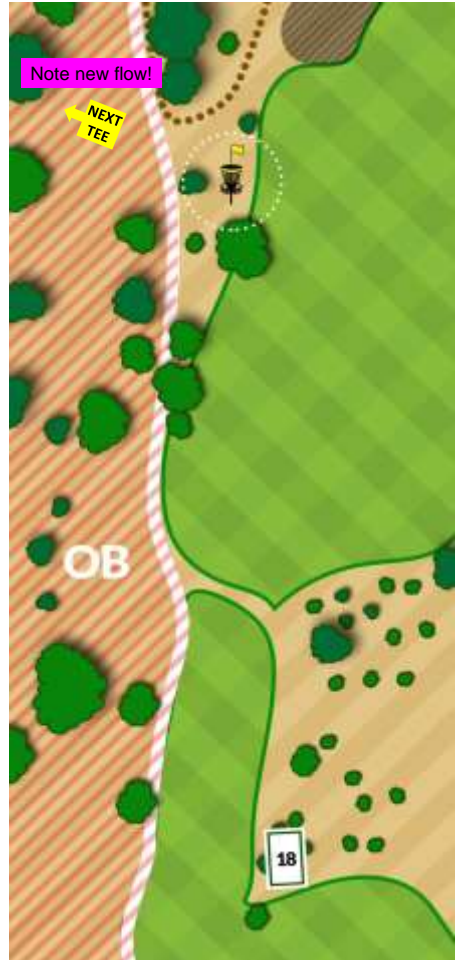
RE-TEE: If throw from tee pad never crosses in-bounds, take one-stroke penalty and re-tee.

Hole Ranking (based on 2020 Preliminary Rounds)

OPEN – 9<sup>th</sup> AGED PROS – 7<sup>th</sup> AMS – 13<sup>th</sup>

Hole Ranking (based on 2019 Preliminary Rounds)

OPEN – 7<sup>th</sup> AGED PROS – 8<sup>th</sup> AMS – 5<sup>th</sup>



	OPEN	AGED PROS	AMS
2020 / 2019 Average Preliminary Round Scores			
Men	2.9 / 2.8	3.1 / 3.0	3.2 / 3.2
Women	3.1 / 3.1	3.3 / 3.2	3.9 / 3.6
Average Percentages Rates to Par			
To Par	< = >	< = >	< = >
2020%	30 51 19	20 50 30	17 51 32
2019%	42 36 22	28 46 26	28 46 26
2018%	23 40 37	23 45 32	11 55 34
No change from 2020 / 2019 / 2018.			

	OPEN	AGED PROS	AMS
2020 / 2019 Average Preliminary Round Scores			
Men	2.9 / 2.8	3.1 / 3.3	3.4 / 3.4
Women	3.4 / 3.4	3.5 / 4.3	4.6 / 4.1
Average Percentages Rates to Par			
To Par	< = >	< = >	< = >
2020%	24 60 16	6 79 15	3 57 40
2019%	22 64 14	1 72 27	0 57 43
2018%	3 72 25	2 74 24	2 57 42
No change from 2020 / 2019 / 2018 (except was Hole 18).			



# Hole 15

Par 3 – 469<sup>ft</sup>

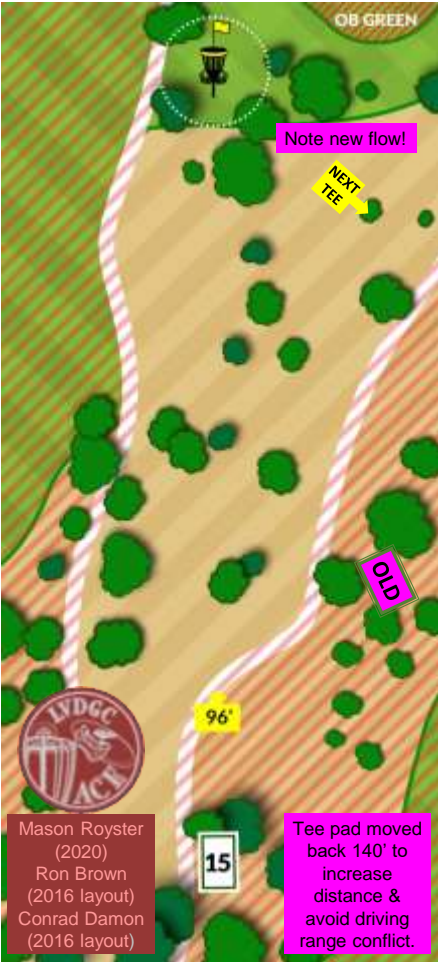


O.B.: Cart path left & right; green.

RE-TEE: If throw from tee pad never crosses in-  
bounds or lost, take one-stroke penalty and re-tee.

## Hole Ranking (based on 2020 Preliminary Rounds)

OPEN – 13<sup>th</sup> AGED PROS – 17<sup>th</sup> AMS – 17<sup>th</sup>



Mason Royster  
(2020)  
Ron Brown  
(2016 layout)  
Conrad Damon  
(2016 layout)

Tee pad moved  
back 140' to  
increase  
distance &  
avoid driving  
range conflict.

## OPEN AGED PROS AMS

### 2020 / 2019 Average Preliminary Round Scores

Men	2.7 / 2.7	2.8 / 2.8	3.1 / 3.1
Women	3.1 / 3.0	3.3 / 3.2	3.9 / 3.7

### Average Percentages Rates to Par

To Par	<	=	>	<	=	>	<	=	>
2020%	36	54	10	28	58	13	14	60	26
2019%	37	55	8	23	71	6	13	62	25
2018%	8	63	29	9	67	24	7	54	39

Major changes from 2020 / 2019 / 2018 (was  
140' shorter / 140' shorter / 125' shorter).



# Hole 16

Par 4 – 583<sup>ft</sup>

O.B.: Cart path & beyond; green.

\_\_\_\_\_

\_\_\_\_\_

\_\_\_\_\_

## Hole Ranking (based on 2020 Preliminary Rounds)

OPEN – 3<sup>rd</sup> AGED PROS – 2<sup>nd</sup> AMS – 2<sup>nd</sup>



Tee pad moved  
back 130' to  
create a Par 4.

## OPEN AGED PROS AMS

### 2020 / 2019 Average Preliminary Round Scores

Men	3.1 / 3.1	3.5 / 3.5	3.6 / 3.7
Women	3.7 / 3.5	4.0 / 4.1	4.6 / 4.4

### Average Percentages Rates to Par

To Par	<	=	>	<	=	>	<	=	>
2020%	18	54	28	2	50	48	1	48	51
2019%	15	59	26	1	48	51	2	40	58
2018%	11	45	44	5	40	55	0	34	66

Major changes from 2020 / 2019 / 2018 (was 130' shorter  
& Par 3 / 130' shorter & Par 3 / 110' shorter & Par 3).

# Hole 17

Par 3 – 345<sup>ft</sup>



# Hole 18

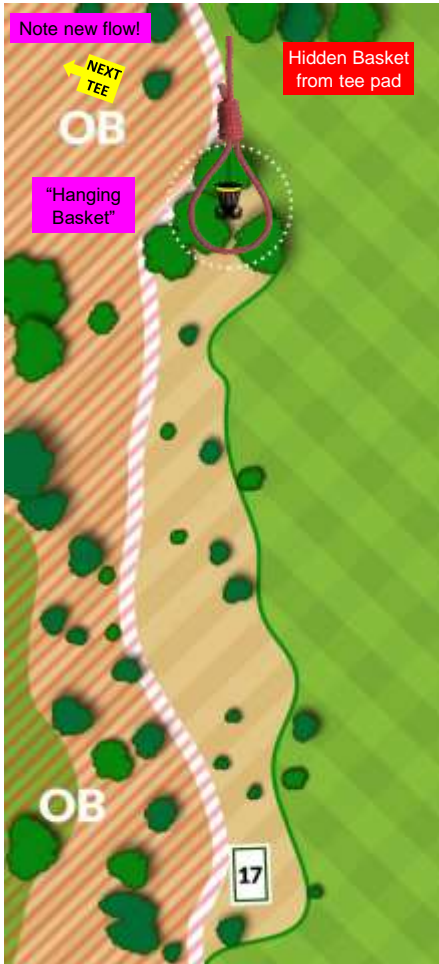
Par 3 – 301<sup>ft</sup>

O.B.: Cart path & beyond.

D.Z.: Disc must come to rest on island from tee pad. If initial throw off island or lost, take one-stroke penalty and next shot from the Drop Zone. Follow normal penalty rules thereafter.

Hole Ranking (based on 2020 Preliminary Rounds)  
 OPEN – 12<sup>th</sup> AGED PROS – 13<sup>th</sup> AMS – 12<sup>th</sup>

Hole Ranking (based on 2020 Preliminary Rounds)  
 OPEN – 14<sup>th</sup> AGED PROS – 14<sup>th</sup> AMS – 18<sup>th</sup>



	OPEN	AGED PROS	AMS
2020 / 2019 Average Preliminary Round Scores			
Men	2.8 / 2.7	2.9 / 3.0	3.2 / 3.4
Women	3.0 / 3.1	3.4 / 3.6	3.8 / 3.9
Average Percentages Rates to Par			
To Par	< = >	< = >	< = >
2020%	37 49 14	19 69 12	9 66 25
2019%	37 52 11	13 69 18	6 57 37
2018%	9 68 23	15 76 9	7 62 31
No change from 2020 / 2019 / 2018 (except was Hole 15 and now a hanging basket).			

	OPEN	AGED PROS	AMS
2020 / 2019 Average Preliminary Round Scores			
Men	NA / NA	NA / NA	NA / NA
Women	NA / NA	NA / NA	NA / NA
Average Percentages Rates to Par			
To Par	< = >	< = >	< = >
2020%	NA NA NA	NA NA NA	NA NA NA
2019%	NA NA NA	NA NA NA	NA NA NA
2018%	NA NA NA	NA NA NA	NA NA NA
Redesigned hole from 2020 / 2019 / 2018.			