

# Course Innova Factory Store

Layout	No.
<300'	0
300' – 399'	8
400' – 499'	4
500' – 599'	1
600' – 699'	2
700' – 799'	2
≥800'	1
Greens in Play	8
Traps in Play	7
Mandatories	1
Islands	0



Changes from 2020 to 2021 LVC noted by pink color.

SUNDAY'S CTP - #4

Hole	Dist.	M	PAR	F
1	415'	3	3	3
2	649'	4	5	5
3	389'	3	3	3
4	309'	3	3	3
5	470'	3	4	4
6	770'	4	5	5
7	453'	3	3	3
8	350'	3	3	3
9	367'	3	3	3
10	378'	3	3	3
11	565'	4	4	4
12	987'	5	5	5
13	363'	3	3	3
14	441'	3	4	4
15	367'	3	3	3
16	723'	4	5	5
17	322'	3	3	3
18	632'	4	5	5
<b>Total</b>	<b>8,950'</b>	<b>61</b>	<b>67</b>	
<b>Ave.</b>	<b>497'</b>			

DRIVING RANGE

## 2020 Summary

Longest of Three Courses  
0 Aces / 8 Eagles  
(6 eagles on Hole 12)

All First Place sudden death play-offs will occur on **Course Innova**, using Holes 1, 3, 5, 7, 17, & 18.

Two-Meter Rule is **NOT** in effect!

Out-of-bounds and other applicable rules depicted on individual maps.

# Hole 1

Par 3/3 – 415ft



# Hole 2

Par 4/5 – 649ft

O.B.: Fence/rope & beyond; cart paths & beyond.

O.B.: Cart path, fence & beyond.

### Hole Ranking (based on 2020 Preliminary Rounds)

OPEN – 5<sup>th</sup> AGED PROS – 8<sup>th</sup> AMS – 9<sup>th</sup>

### Hole Ranking (based on 2020 Preliminary Rounds)

OPEN – 8<sup>th</sup> AGED PROS – 14<sup>th</sup> AMS – 14<sup>th</sup>



	OPEN	AGED PROS	AMS
2020 / 2019 Average Preliminary Round Scores			
Men	3.0 / 2.9	3.2 / 3.3	3.5 / 3.5
Women	3.5 / 3.4	3.5 / 4.0	4.5 / 4.2

	OPEN	AGED PROS	AMS
2020 / 2019 Average Preliminary Round Scores			
Men	3.8 / 3.3	3.9 / 3.7	4.5 / 3.8
Women	4.6 / 3.7	4.9 / 4.9	5.7 / 4.5

**Average Percentages Rates to Par**

To Par	<	=	>	<	=	>	<	=	>
2020%	23	57	20	10	63	27	5	51	44
2019%	23	61	16	4	66	30	6	49	45
2018%	18	62	20	2	60	38	1	46	53

No change from 2020 / 2019 / 2018.

	OPEN	AGED PROS	AMS
2020 / 2019 Average Preliminary Round Scores			
Men	3.8 / 3.3	3.9 / 3.7	4.5 / 3.8
Women	4.6 / 3.7	4.9 / 4.9	5.7 / 4.5

	OPEN	AGED PROS	AMS
2020 / 2019 Average Preliminary Round Scores			
Men	3.8 / 3.3	3.9 / 3.7	4.5 / 3.8
Women	4.6 / 3.7	4.9 / 4.9	5.7 / 4.5

**Average Percentages Rates to Par**

To Par	<	=	>	<	=	>	<	=	>
2020%	35	51	14	21	61	18	3	50	47
2019%	70	25	5	40	42	18	29	57	14
2018%	56	37	7	18	60	22	14	60	26

No change from 2020. Minor changes from 2019 / 2018 (was 70' / 110' shorter).

# Hole 3

Par 3/3 – 389ft



# Hole 4

Par 3/3 – 309ft

O.B.: Fence & beyond; greens.

HAZARD: Sand trap.

CART PATH VARIANCE: Only hole on course where the cart path (and prior/beyond) is in bounds.

O.B.: Before cart path in front of tee & right; fence & beyond; green.

HAZARD: Sand traps.

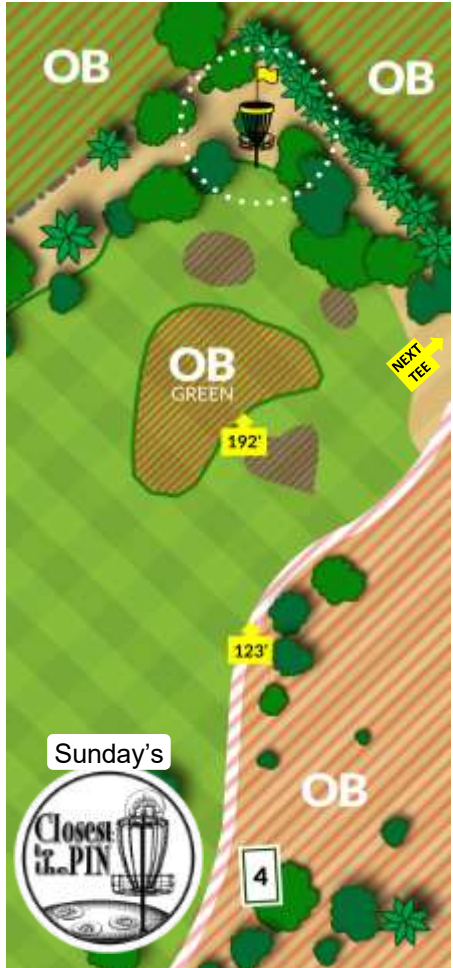
RE-TEE: If throw from tee pad never crosses in-bounds or lost, take one-stroke penalty and re-tee.

**Hole Ranking** (based on 2020 Preliminary Rounds)

OPEN – 15<sup>th</sup> AGED PROS – 15<sup>th</sup> AMS – 16<sup>th</sup>

**Hole Ranking** (based on 2019 Preliminary Rounds)

OPEN – 9<sup>th</sup> AGED PROS – 12<sup>th</sup> AMS – 13<sup>th</sup>



	OPEN	AGED PROS	AMS
2020 / 2019 Average Preliminary Round Scores			
Men	2.8 / 2.8	3.0 / 3.1	3.3 / 3.2
Women	3.2 / 3.3	3.3 / 4.0	3.9 / 3.9

	OPEN	AGED PROS	AMS
2020 / 2019 Average Preliminary Round Scores			
Men	3.0 / 2.9	3.0 / 3.4	3.4 / 3.5
Women	3.1 / 3.0	3.6 / 4.0	4.2 / 4.3

**Average Percentages Rates to Par**

To Par	<	=	>	<	=	>	<	=	>
2020%	29	61	10	11	78	11	4	66	30
2019%	32	54	14	10	63	27	4	67	29
2018%	15	70	15	3	63	34	1	36	63

No change from 2020 / 2019.

Minor change from 2018 (was 30' longer).

	OPEN	AGED PROS	AMS
2020 / 2019 Average Preliminary Round Scores			
Men	3.0 / 2.9	3.0 / 3.4	3.4 / 3.5
Women	3.1 / 3.0	3.6 / 4.0	4.2 / 4.3

	OPEN	AGED PROS	AMS
2020 / 2019 Average Preliminary Round Scores			
Men	3.0 / 2.9	3.0 / 3.4	3.4 / 3.5
Women	3.1 / 3.0	3.6 / 4.0	4.2 / 4.3

**Average Percentages Rates to Par**

To Par	<	=	>	<	=	>	<	=	>
2020%	26	53	21	19	55	26	10	50	40
2019%	24	62	14	11	49	40	7	44	49
2018%	25	53	22	13	50	37	9	43	48

No change from 2020 / 2019. Minor change from 2018 (no platform, was 10' shorter).

# Hole 5

Par 3/4 – 470ft



# Hole 6

Par 4/5 – 770ft

O.B.: Before cart path in front of tee & left; fence & beyond; green.

D.Z.: If initial throw never crosses in-bounds or lost, take one-stroke penalty and next shot from drop zone. Follow normal penalty rules thereafter.

O.B.: Before cart path in front of tee & left; fence & beyond.

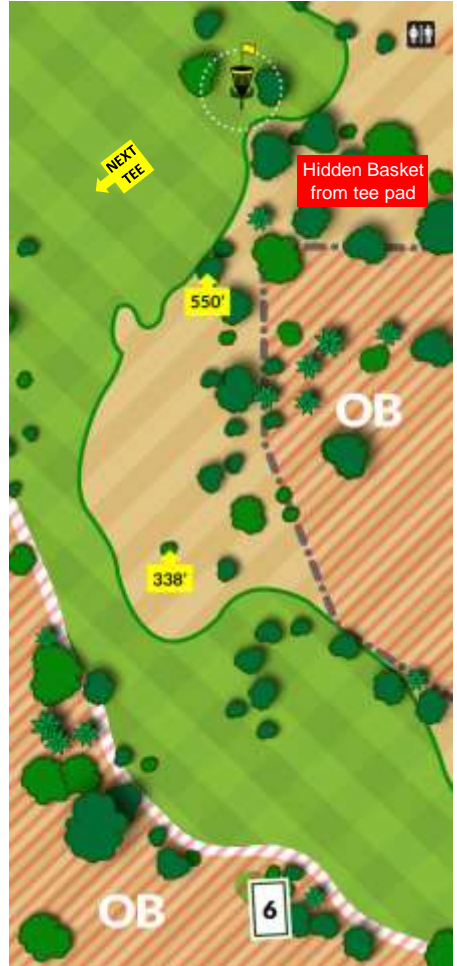
RE-TEE: If throw from tee pad never crosses in-bounds or lost, take one-stroke penalty and re-tee.

### Hole Ranking (based on 2020 Preliminary Rounds)

OPEN – 2<sup>nd</sup> AGED PROS – 2<sup>nd</sup> AMS – 1<sup>st</sup>

### Hole Ranking (based on 2020 Preliminary Rounds)

OPEN – 8<sup>th</sup> AGED PROS – 6<sup>th</sup> AMS – 5<sup>th</sup>



	OPEN	AGED PROS	AMS
2020 / 2019 Average Preliminary Round Scores			
Men	3.4 / 3.3	3.5 / 3.5	4.0 / 3.8
Women	3.6 / 3.5	4.0 / 4.5	4.8 / 4.8
Average Percentages Rates to Par			
To Par	< = >	< = >	< = >
2020%	4 62 34	0 61 39	0 33 67
2019%	8 61 31	0 53 47	0 40 60
2018%	3 62 35	0 53 47	0 34 66
No change from 2020 / 2019 / 2018.			

	OPEN	AGED PROS	AMS
2020 / 2019 Average Preliminary Round Scores			
Men	3.9 / 3.9	4.2 / 4.4	4.6 / 4.8
Women	4.4 / 4.5	5.6 / 5.3	5.9 / 6.2
Average Percentages Rates to Par			
To Par	< = >	< = >	< = >
2020%	29 48 23	9 62 29	4 41 55
2019%	25 54 21	3 57 40	2 35 63
2018%	19 61 20	1 65 34	3 36 61
No change from 2020 / 2019 / 2018.			

# Hole 7

Par 3/3 – 453ft



# Hole 8

Par 3/3 – 350ft

O.B.: Before cart path in front of tee & left.

O.B.: Cart path & beyond; green.

RE-TEE: If throw from tee pad never crosses in-  
bounds or lost, take one-stroke penalty and re-tee.

---




---



---

**Hole Ranking (based on 2020 Preliminary Rounds)**  
**OPEN – 6<sup>th</sup> AGED PROS – 13<sup>th</sup> AMS – 17<sup>th</sup>**

**Hole Ranking (based on 2020 Preliminary Rounds)**  
**OPEN – 7<sup>th</sup> AGED PROS – 11<sup>th</sup> AMS – 11<sup>th</sup>**



	OPEN	AGED PROS	AMS
<b>2020 / 2019 Average Preliminary Round Scores</b>			
Men	2.9 / 2.9	3.0 / 3.2	3.5 / 3.3
Women	3.3 / 3.2	3.3 / 3.6	4.2 / 4.0
<b>Average Percentages Rates to Par</b>			
To Par	< = >	< = >	< = >
2020%	15 72 13	9 79 12	3 70 27
2019%	15 76 9	3 72 25	4 55 41
2018%	17 69 14	3 76 21	1 55 44
No change from 2020 / 2019 / 2018.			

	OPEN	AGED PROS	AMS
<b>2020 / 2019 Average Preliminary Round Scores</b>			
Men	3.0 / 2.9	3.0 / 3.2	3.2 / 3.3
Women	3.0 / 3.1	3.6 / 3.5	3.9 / 4.1
<b>Average Percentages Rates to Par</b>			
To Par	< = >	< = >	< = >
2020%	23 61 16	15 65 20	5 54 41
2019%	28 55 17	10 69 21	5 59 36
2018%	27 61 13	12 69 19	5 53 42
No change from 2020 / 2019 / 2018.			

# Hole 9

Par 3/3 – 367ft



# Hole 10

Par 3/3 – 378ft

O.B.: Before cart path in front of tee & left; green; water/rope & well beyond basket.

RE-TEE: If throw from tee pad never crosses in-bounds or lost, take one-stroke penalty and re-tee.

O.B.: Water/rope in front of tee & right, cart path & beyond.

RE-TEE: If throw from tee pad never crosses in-bounds or lost, take one-stroke penalty and re-tee.

### Hole Ranking (based on 2020 Preliminary Rounds)

OPEN – 17<sup>th</sup> AGED PROS – 17<sup>th</sup> AMS – 18<sup>th</sup>



### Hole Ranking (based on 2020 Preliminary Rounds)

OPEN – 11<sup>th</sup> AGED PROS – 10<sup>th</sup> AMS – 15<sup>th</sup>



### OPEN AGED PROS AMS

#### 2020 / 2019 Average Preliminary Round Scores

Men	2.6 / 2.5	2.8 / 3.0	3.1 / 3.2
Women	3.1 / 3.0	3.3 / 3.4	3.5 / 3.6

#### Average Percentages Rates to Par

To Par	<	=	>	<	=	>	<	=	>
2020%	40	55	4	21	71	8	6	79	15
2019%	48	45	7	18	66	16	9	63	27
2018%	8	69	23	0	47	53	0	20	80

Minor changes from 2020 / 2019 / 2018 (was 30' shorter / same length / 130' longer).

### OPEN AGED PROS AMS

#### 2020 / 2019 Average Preliminary Round Scores

Men	2.9 / 2.8	3.1 / 3.3	3.3 / 3.4
Women	3.2 / 3.2	3.3 / 3.8	4.3 / 4.4

#### Average Percentages Rates to Par

To Par	<	=	>	<	=	>	<	=	>
2020%	31	55	14	4	70	26	6	55	39
2019%	31	55	14	4	70	26	6	55	39
2018%	30	52	18	4	68	28	0	43	57

No change from 2020 / 2019 / 2018.

# Hole 11

Par 4/4 – 565ft



# Hole 12

Par 5/5 – 987ft

O.B.: Before cart path in front of tee & left; water/rope & beyond; green.

RE-TEE: If throw from tee pad never crosses in-bounds or lost, take one-stroke penalty and re-tee.

O.B.: Cart path & beyond; fence & beyond.

HAZARD: Sand trap.

### Hole Ranking (based on 2020 Preliminary Rounds)

OPEN – 16<sup>th</sup> AGED PROS – 18<sup>th</sup> AMS – 14<sup>th</sup>

### Hole Ranking (based on 2019 Preliminary Rounds)

OPEN – 13<sup>th</sup> AGED PROS – 3<sup>rd</sup> AMS – 3<sup>rd</sup>



Mikey Longline  
(2020)



6 Times  
(2020)  
4 Times  
(2019 layout)  
5 Times  
(2018 layout)

### OPEN AGED PROS AMS

#### 2020 / 2019 Average Preliminary Round Scores

Men	3.7 / 3.7	3.7 / 4.1	4.3 / 4.2
Women	4.1 / 4.1	4.9 / 5.5	5.7 / 5.3

#### Average Percentages Rates to Par

To Par	<	=	>	<	=	>	<	=	>
2020%	44	43	13	39	46	15	14	50	36
2019%	44	40	16	22	47	31	18	51	31
2018%	55	22	23	35	43	22	16	37	47

No change from 2020 / 2019. Minor change from 2018 (was 50' shorter).

### OPEN AGED PROS AMS

#### 2020 / 2019 Average Preliminary Round Scores

Men	4.8 / 4.5	5.4 / 5.2	5.8 / 5.6
Women	6.1 / 5.2	6.3 / 6.6	7.7 / 7.3

#### Average Percentages Rates to Par

To Par	<	=	>	<	=	>	<	=	>
2020%	40	34	26	13	40	46	3	36	61
2019%	55	32	13	6	61	33	6	43	51
2018%	36	34	30	4	42	54	1	20	79

No change from 2020. Minor changes from 2019 / 2018 (was 30' shorter / 30' longer).

# Hole 13

Par 3/3 – 363ft



# Hole 14

Par 3/4 – 441ft

O.B.: Before cart path in front of tee & left; cart path & beyond behind basket; fence & beyond; green.

O.B.: Cart path & beyond; green.

HAZARD: Sand trap.

HAZARD: Sand trap.

RE-TEE: If throw from tee pad never crosses in-bounds or lost, take one-stroke penalty and re-tee.

### Hole Ranking (based on 2020 Preliminary Rounds)

OPEN – 1<sup>st</sup> AGED PROS – 1<sup>st</sup> AMS – 2<sup>nd</sup>

### Hole Ranking (based on 2020 Preliminary Rounds)

OPEN – 3<sup>rd</sup> AGED PROS – 4<sup>th</sup> AMS – 6<sup>th</sup>



	OPEN	AGED PROS	AMS
<b>2020 / 2019 Average Preliminary Round Scores</b>			
Men	3.4 / 3.3	3.5 / 3.9	3.9 / 3.9
Women	4.1 / 3.4	4.8 / 4.9	5.3 / 4.7
<b>Average Percentages Rates to Par</b>			
To Par	< = >	< = >	< = >
2020%	2 58 40	0 63 37	0 43 57
2019%	5 70 25	0 43 57	0 39 61
2018%	1 57 42	0 30 70	0 11 89
Minor changes from 2020 / 2019 / 2018 (was 90' longer / 90' longer / 130' longer).			

	OPEN	AGED PROS	AMS
<b>2020 / 2019 Average Preliminary Round Scores</b>			
Men	3.2 / 3.1	3.3 / 3.5	3.6 / 3.7
Women	3.8 / 3.5	4.1 / 4.7	4.4 / 4.5
<b>Average Percentages Rates to Par</b>			
To Par	< = >	< = >	< = >
2020%	7 62 31	0 64 36	1 48 51
2019%	8 70 22	1 55 44	0 41 49
2018%	47 34 19	21 47 32	8 35 57
No change from 2020 / 2019. Major change from 2018 (was 70' longer & a Par 4).			



# Hole 15

Par 3/3 – 367ft



# Hole 16

Par 4/5 – 723ft

O.B.: Fence/rope & beyond along left-side of fairway; rocks/rope behind basket & beyond; cart path & beyond.

O.B.: Cart path & beyond; fence & beyond; green. HAZARD: Sand trap.

### Hole Ranking (based on 2020 Preliminary Rounds)

OPEN – 10<sup>th</sup> AGED PROS – 9<sup>th</sup> AMS – 10<sup>th</sup>

### Hole Ranking (based on 2019 Preliminary Rounds)

OPEN – 12<sup>th</sup> AGED PROS – 5<sup>th</sup> AMS – 4<sup>th</sup>



Nick Newton (2019)

### OPEN AGED PROS AMS

#### 2020 / 2019 Average Preliminary Round Scores

Men 2.9 / 2.9 3.1 / 3.4 3.5 / 3.5

Women 3.4 / 3.2 3.8 / 3.8 4.2 / 4.3

#### Average Percentages Rates to Par

To Par < = > < = > < = >

2020% 30 50 20 16 56 28 12 41 47

2019% 37 40 23 11 51 38 8 43 49

2018% 31 48 21 17 50 33 9 37 54

No change from 2020 / 2019 / 2018.

### OPEN AGED PROS AMS

#### 2020 / 2019 Average Preliminary Round Scores

Men 3.8 / 3.8 4.3 / 4.7 4.8 / 4.9

Women 4.8 / 4.6 4.8 / 5.6 5.9 / 5.9

#### Average Percentages Rates to Par

To Par < = > < = > < = >

2020% 34 44 22 18 38 44 5 30 65

2019% 40 35 25 4 42 54 4 30 66

2018% 31 45 24 15 47 38 5 30 65

No change from 2020 / 2019.

Minor change from 2018 (was 10' shorter).

# Hole 17

Par 3/3 – 322ft



# Hole 18

Par 4/5 – 632ft

O.B.: Cart path and beyond; fence/rope and beyond.  
 RE-TEE: If throw from tee pad misses mandatory or lost, take one-stroke penalty and re-tee.

O.B.: Cart path & beyond along right-side of fairway; fence/rope & beyond along left-side of fairway; inside roped rocks/gully; green; driveway/curbing around basket; wall/rope & beyond behind basket.

HAZARD: Sand trap.

### Hole Ranking (based on 2020 Preliminary Rounds)

OPEN – 4<sup>th</sup> AGED PROS – 7<sup>th</sup> AMS – 6<sup>th</sup>

### Hole Ranking (based on 2020 Preliminary Rounds)

OPEN – 18<sup>th</sup> AGED PROS – 16<sup>th</sup> AMS – 12<sup>th</sup>



	OPEN	AGED PROS	AMS
<b>2020 / 2019 Average Preliminary Round Scores</b>			
Men	4.0 / 2.9	4.3 / 3.1	4.6 / 3.3
Women	4.8 / 3.4	4.8 / 3.8	5.6 / 4.0
<b>Average Percentages Rates to Par</b>			
To Par	< = >	< = >	< = >
2020%	26 46 28	14 50 36	8 41 51
2019%	26 55 19	9 72 19	5 61 34
2018%	20 63 16	7 66 27	2 49 49
Major / minor changes from 2020 / 2019 / 2018 (was Par 4 & 110' longer / 30' shorter / 30' shorter).			

	OPEN	AGED PROS	AMS
<b>2020 / 2019 Average Preliminary Round Scores</b>			
Men	3.6 / 3.3	3.9 / 3.8	4.4 / 4.3
Women	4.3 / 3.8	5.1 / 5.3	5.9 / 5.9
<b>Average Percentages Rates to Par</b>			
To Par	< = >	< = >	< = >
2020%	59 27 14	33 42 25	23 32 45
2019%	70 19 11	40 33 27	24 32 44
2018%	46 34 20	25 42 33	6 30 64
No change from 2020. Minor changes from 2019 / 2018 (was 20' shorter / 20' longer).			