

Course Infinite Discs

Hole	Dist.	M	PAR	F
1	233'	3	3	3
2	324'	3	3	3
3	621'	4	4	4
4	390'	3	4	3
5	360'	3	3	3
6	294'	4	4	4
7	358'	3	3	3
8	725'	4	5	5
9	597'	4	4	4
10	381'	3	3	3
11	430'	3	4	4
12	405'	3	3	3
13	249'	3	3	3
14	405'	3	3	3
15	469'	3	4	4
16	583'	4	4	4
17	345'	3	3	3
18	301'	3	3	3
Total	7,470'	59	62	
Ave.	415'			

INFINITE DISCS

THUR.
thru SAT.
CTP by
DIV. - #6

SUNDAY'S
CTP - #1

Changes from 2020 to
2021 LVC noted by
pink color.

Layout	No.
<300'	3
300' - 399'	7
400' - 499'	4
500' - 599'	2
600' - 699'	1
700' - 799'	1
≥800'	0
Greens in Play	4
Traps in Play	7
Mandatories	0
Islands	4

DRIVING RANGE

2020 Summary

Shortest of Three Courses
1 Ace / 16 Eagles
(13 eagles on Hole 6)

Two-Meter Rule is **NOT**
in effect!

All First Place sudden death play-offs will occur on **Course Innova**, using Holes 1, 3, 5, 7, 17, & 18.

Out-of-bounds and other applicable rules depicted on individual maps.

Hole 1

Par 3/3 – 233ft



Hole 2

Par 3/3 – 324ft

O.B.: Before cart path in front of tee & right.

HAZARD: Sand trap (combined into one large one).

RE-TEE: If throw from tee pad never crosses in-bounds or lost, take one-stroke penalty and re-tee.

O.B.: Cart path & beyond.

HAZARD: Sand trap (combined into one large one).


Hole Ranking (based on 2020 Preliminary Rounds)

OPEN – 1st AGED PROS – 3rd AMS – 3rd

Hole Ranking (based on 2020 Preliminary Rounds)

OPEN – 11th AGED PROS – 12th AMS – 10th

The hole-by-hole detailed maps depict nearby out-of-bounds and hazards. Common sense shall be applied for rulings beyond the areas depicted on these maps.



Steve Berger
(2019 layout)
Jerry Goff
(2017 layout)

Tee pad moved left to avoid driving range conflict. Same distance as 2020. Cart path & before now O.B.

OPEN AGED PROS AMS

2020 / 2019 Average Preliminary Round Scores

Men	3.3 / 2.6	3.3 / 3.0	3.5 / 3.2
Women	3.5 / 2.8	3.6 / 3.7	4.1 / 4.2

Average Percentages Rates to Par

To Par	<	=	>	<	=	>	<	=	>
2020%	19	47	34	10	56	34	15	44	41
2019%	47	44	9	22	60	18	14	56	30
2018%	28	61	11	30	51	19	21	49	30

Minor change from 2020 (tee pad relocated). Minor changes from 2019 / 2018 (was 40' longer / 10' shorter).

OPEN AGED PROS AMS

2020 / 2019 Average Preliminary Round Scores

Men	2.8 / 2.8	3.0 / 3.1	3.3 / 3.4
Women	3.2 / 3.0	3.5 / 3.3	3.9 / 4.1

Average Percentages Rates to Par

To Par	<	=	>	<	=	>	<	=	>
2020%	29	57	14	17	69	14	6	63	30
2019%	29	63	8	11	72	17	5	59	36
2018%	29	62	9	23	65	12	7	64	29

No change from 2020. Minor changes from 2019 / 2018 (was 30' longer / 10' longer).

Hole 3

Par 4/4 – 621ft



Hole 4

Par 3/3 – 390ft

O.B.: Cart path & beyond.

D.Z.: If initial throw O.B. left of fairway, take one-stroke penalty and next shot from drop zone. Follow normal penalty rules thereafter.

O.B.: Before cart path in front of tee & left/right; cart path & beyond behind/right of basket; green.

HAZARD: Sand trap.

RE-TEE: If throw from tee pad never crosses in-bounds, take one-stroke penalty and re-tee.

Hole Ranking (based on 2020 Preliminary Rounds)

OPEN – 15th AGED PROS – 11th AMS – 9th

Hole Ranking (based on 2020 Preliminary Rounds)

OPEN – 6th AGED PROS – 9th AMS – 11th



Henna Blomroos
(2020)
3 Times
(2019)
4 Times
(2018)

Jeremy Kopp
(2018)

	OPEN	AGED PROS	AMS
2020 / 2019 Average Preliminary Round Scores			
Men	3.7 / 3.5	3.9 / 3.9	4.3 / 4.2
Women	3.7 / 4.2	4.8 / 4.6	5.3 / 5.3
Average Percentages Rates to Par			
To Par	< = >	< = >	< = >
2020%	50 35 16	35 35 30	13 50 37
2019%	53 33 14	23 56 21	18 45 37
2018%	51 33 16	29 47 24	17 48 35
No change from 2020 / 2019 / 2018.			

	OPEN	AGED PROS	AMS
2020 / 2019 Average Preliminary Round Scores			
Men	2.9 / 2.7	3.0 / 3.1	3.2 / 3.4
Women	3.4 / 3.0	3.6 / 3.8	4.3 / 4.4
Average Percentages Rates to Par			
To Par	< = >	< = >	< = >
2020%	29 52 19	19 63 19	8 63 29
2019%	37 53 10	8 70 22	6 57 37
2018%	21 62 17	16 61 23	6 61 33
No change from 2020 / 2019 / 2018.			

Hole 5

Par 3/3 – 360ft



Hole 6

Par 4/4 – 294ft



O.B.: Before cart path in front of tee & left; water/rope; cart path and beyond behind/right of basket; green.

HAZARD: Sand trap.

RE-TEE: If throw from tee pad never crosses in-bounds, take one-stroke penalty and re-tee.

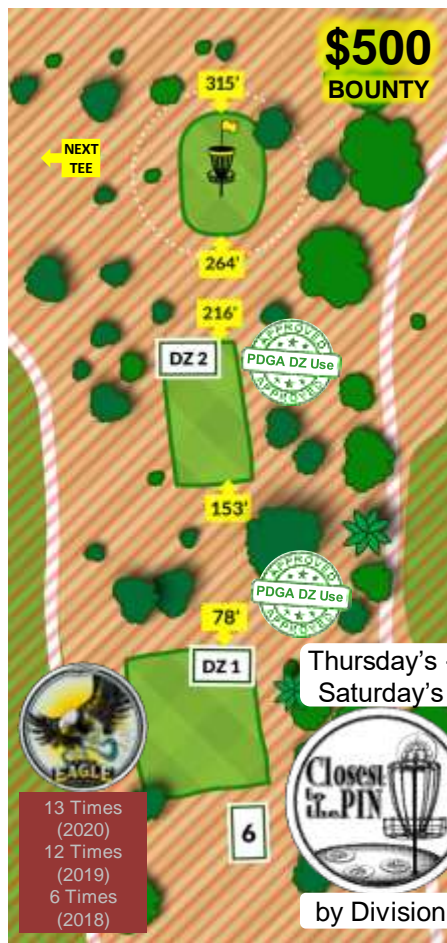
D.Z.: Disc must come to rest on an island from tee. If any throw from tee out-of-bounds, take one-stroke penalty & next shot from the 1st Drop Zone. If subsequent throw from 1st Drop Zone anywhere out-of-bounds, take one-stroke penalty & next shot from the 2nd Drop Zone. Follow normal penalty rules thereafter.

Hole Ranking (based on 2020 Preliminary Rounds)

OPEN – 16th AGED PROS – 10th AMS – 14th

Hole Ranking (based on 2020 Preliminary Rounds)

OPEN – 10th AGED PROS – 15th AMS – 7th



OPEN AGED PROS AMS

2020 / 2019 Average Preliminary Round Scores

Men 2.6 / 2.7 2.9 / 3.0 3.1 / 3.2

Women 3.0 / 3.2 4.0 / 3.4 3.9 / 3.9

Average Percentages Rates to Par

To Par < = > < = > < = >

2020% 42 49 10 14 73 13 11 65 23

2019% 33 57 10 13 73 14 7 63 30

2018% 12 70 18 14 76 10 3 66 31

No change from
2020 / 2019 / 2018.

OPEN AGED PROS AMS

2020 / 2019 Average Preliminary Round Scores

Men 3.9 / 3.9 3.8 / 4.2 4.4 / 4.8

Women 3.9 / 4.8 4.8 / 5.2 4.8 / 5.8

Average Percentages Rates to Par

To Par < = > < = > < = >

2020% 53 17 30 51 21 27 35 17 49

2019% 43 21 36 41 14 45 20 18 62

2018% 31 15 54 42 23 35 21 20 59

No change from
2020 / 2019 / 2018.

Hole 7

Par 3/3 – 358^{ft}



Hole 8

Par 4/5 – 725^{ft}

O.B.: Cart path & beyond.

O.B.: Before cart path in front of tee & left; cart path left & right; water/rope & beyond; fence/rope & beyond; green.

RE-TEE: If throw from tee pad never crosses in-bounds or lost, take one-stroke penalty and re-tee.

Hole Ranking (based on 2020 Preliminary Rounds)

OPEN – 5th AGED PROS – 6th AMS – 15th

Hole Ranking (based on 2020 Preliminary Rounds)

OPEN – 18th AGED PROS – 17th AMS – 16th



	OPEN	AGED PROS	AMS
2020 / 2019 Average Preliminary Round Scores			
Men	2.9 / 2.7	3.1 / 2.9	3.1 / 3.1
Women	3.2 / 3.2	4.0 / 3.3	3.8 / 3.7
Average Percentages Rates to Par			
To Par	< = >	< = >	< = >
2020%	23 62 15	12 66 22	8 69 22
2019%	34 57 9	20 67 13	11 67 22
2018%	12 66 22	15 71 14	7 70 23
No change from 2020. Minor change from 2019 / 2018 (was 40' longer).			

	OPEN	AGED PROS	AMS
2020 / 2019 Average Preliminary Round Scores			
Men	3.4 / 3.5	3.7 / 3.9	4.1 / 4.1
Women	3.5 / 4.3	4.8 / 4.5	5.3 / 5.3
Average Percentages Rates to Par			
To Par	< = >	< = >	< = >
2020%	66 27 7	41 39 20	27 42 31
2019%	50 35 15	34 38 28	29 35 35
2018%	46 38 15	41 43 16	26 49 25
Major / minor changes from 2020 / 2019 (was 170' shorter / 170' shorter, 140' shorter).			

Hole 9

Par 4/4 – 597ft



Hole 10

Par 3/3 – 381ft



O.B.: Cart path, fence/rope & beyond; grass/rope & beyond right of basket.

O.B.: Before cart path in front of tee, dirt before rope left of tee pad/grass; fence/rope & beyond.

HAZARD: Sand trap.

RE-TEE: If throw from tee pad never crosses in-bounds, take one-stroke penalty and re-tee.

Hole Ranking (based on 2020 Preliminary Rounds)

OPEN – 17th AGED PROS – 16th AMS – 6th

Hole Ranking (based on 2020 Preliminary Rounds)

OPEN – 2nd AGED PROS – 1st AMS – 1st



	OPEN	AGED PROS	AMS
2020 / 2019 Average Preliminary Round Scores			
Men	3.4 / 3.5	3.8 / 3.9	4.3 / 4.4
Women	4.3 / 4.4	4.8 / 5.0	5.7 / 5.4
Average Percentages Rates to Par			
To Par	< = >	< = >	< = >
2020%	60 33 7	41 36 23	21 37 43
2019%	54 30 16	26 49 25	12 45 43
2018%	0 30 70	0 40 60	0 16 84
No change from 2020. Minor / major change from 2019 / 2018 (was 30' longer / Par 3 & 70' shorter).			

	OPEN	AGED PROS	AMS
2020 / 2019 Average Preliminary Round Scores			
Men	3.2 / 3.2	3.5 / 3.4	3.7 / 3.8
Women	3.6 / 3.5	4.3 / 3.7	4.9 / 4.9
Average Percentages Rates to Par			
To Par	< = >	< = >	< = >
2020%	10 64 26	0 59 41	1 48 51
2019%	5 72 23	1 68 31	2 45 53
2018%	2 54 44	2 60 38	0 41 59
No change from 2020 / 2019 / 2018.			

Hole 11

Par 3/4 – 430ft



Hole 12

Par 3/3 – 405ft

O.B.: Before cart path in front of tee; fence/rope & beyond; in water/rope area; cart path & beyond behind basket.

RE-TEE: If throw from tee pad never crosses in-bounds, take one-stroke penalty and re-tee.

O.B.: Water/rope, cart path behind tee pad & beyond.

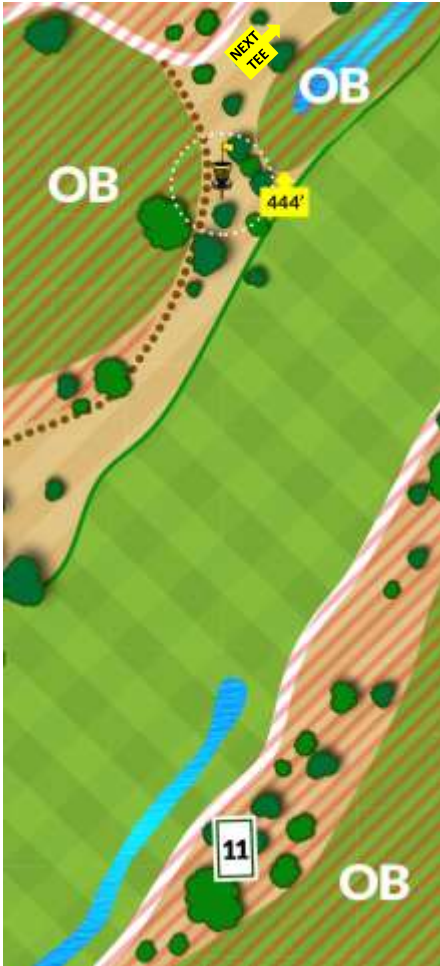
CART PATH VARIANCE: One of two holes on course where the cart path (and prior/beyond) is in bounds.

Hole Ranking (based on 2020 Preliminary Rounds)

OPEN – 4th AGED PROS – 4th AMS – 4th

Hole Ranking (based on 2020 Preliminary Rounds)

OPEN – 8th AGED PROS – 5th AMS – 8th



	OPEN	AGED PROS	AMS
2020 / 2019 Average Preliminary Round Scores			
Men	3.1 / 3.4	3.2 / 3.7	3.4 / 4.1
Rd. Ave.	3.4 / 4.4	3.6 / 5.3	4.2 / 5.2
Average Percentages Rates to Par			
To Par	< = >	< = >	< = >
2020%	13 63 23	3 73 25	0 58 42
2019%	63 25 12	43 34 23	24 40 36
2018%	31 35 34	38 41 21	22 39 39
No change from 2020. Minor change from 2019 / 2018 (was Par 4 & 70' longer).			

	OPEN	AGED PROS	AMS
2020 / 2019 Average Preliminary Round Scores			
Men	2.9 / 2.6	3.1 / 2.9	3.3 / 3.2
Women	3.3 / 3.0	3.7 / 3.5	4.1 / 3.9
Average Percentages Rates to Par			
To Par	< = >	< = >	< = >
2020%	16 76 8	4 77 19	5 57 38
2019%	34 62 4	20 69 11	7 64 29
2018%	26 63 11	12 76 12	8 64 28
No change from 2020. Minor change from 2019 / 2018 (was 30' shorter).			

Hole 13

Par 3/3 – 249ft



Hole 14

Par 3/3 – 405ft



O.B.: Before cart path in front of tee; cart path & beyond behind basket; green.

O.B.: Cart path & beyond.

HAZARD: Sand traps.

HAZARD: Sand traps

RE-TEE: If throw from tee pad never crosses in-bounds, take one-stroke penalty and re-tee.

Hole Ranking (based on 2020 Preliminary Rounds)

OPEN – 9th AGED PROS – 7th AMS – 13th

Hole Ranking (based on 2019 Preliminary Rounds)

OPEN – 7th AGED PROS – 8th AMS – 5th



	OPEN			AGED PROS			AMS		
2020 / 2019 Average Preliminary Round Scores									
Men	2.9	2.8		3.1	3.0		3.2	3.2	
Women	3.1	3.1		3.3	3.2		3.9	3.6	
Average Percentages Rates to Par									
To Par	<	=	>	<	=	>	<	=	>
2020%	30	51	19	20	50	30	17	51	32
2019%	42	36	22	28	46	26	28	46	26
2018%	23	40	37	23	45	32	11	55	34
No change from 2020 / 2019 / 2018.									

	OPEN			AGED PROS			AMS		
2020 / 2019 Average Preliminary Round Scores									
Men	2.9	2.8		3.1	3.3		3.4	3.4	
Women	3.4	3.4		3.5	4.3		4.6	4.1	
Average Percentages Rates to Par									
To Par	<	=	>	<	=	>	<	=	>
2020%	24	60	16	6	79	15	3	57	40
2019%	22	64	14	1	72	27	0	57	43
2018%	3	72	25	2	74	24	2	57	42
No change from 2020 / 2019 / 2018 (except was Hole 18).									

Hole 15

Par 3/4 – 469ft

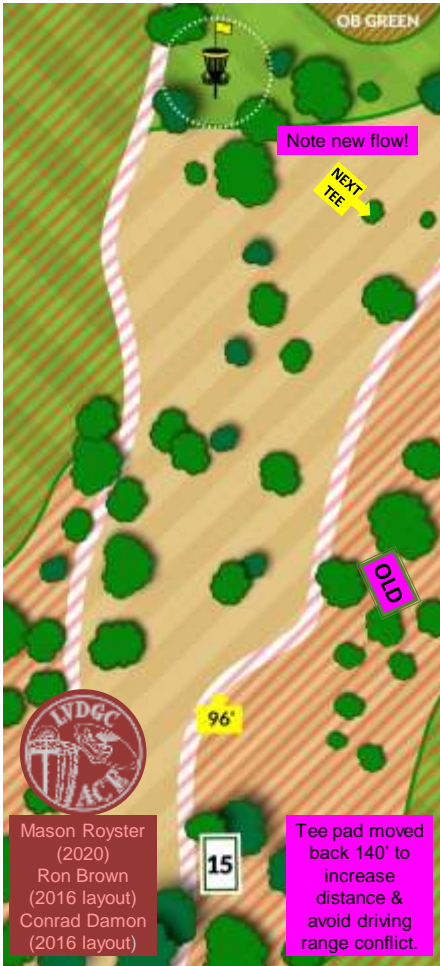


O.B.: Cart path left & right; green.

RE-TEE: If throw from tee pad never crosses in-bounds or lost, take one-stroke penalty and re-tee.

Hole Ranking (based on 2020 Preliminary Rounds)

OPEN – 13th AGED PROS – 17th AMS – 17th



Mason Royster
(2020)
Ron Brown
(2016 layout)
Conrad Damon
(2016 layout)

Tee pad moved
back 140' to
increase
distance &
avoid driving
range conflict.

	OPEN	AGED PROS	AMS
2020 / 2019 Average Preliminary Round Scores			
Men	2.7 / 2.7	2.8 / 2.8	3.1 / 3.1
Women	3.1 / 3.0	3.3 / 3.2	3.9 / 3.7
Average Percentages Rates to Par			
To Par	< = >	< = >	< = >
2020%	36 54 10	28 58 13	14 60 26
2019%	37 55 8	23 71 6	13 62 25
2018%	8 63 29	9 67 24	7 54 39
Major changes from 2020 / 2019 / 2018 (was 140' shorter / 140' shorter / 125' shorter).			



Hole 16

Par 4/4 – 583ft

O.B.: Cart path & beyond; green.

Hole Ranking (based on 2020 Preliminary Rounds)

OPEN – 3rd AGED PROS – 2nd AMS – 2nd



Tee pad moved
back 130' to
create a Par 4.

	OPEN	AGED PROS	AMS
2020 / 2019 Average Preliminary Round Scores			
Men	3.1 / 3.1	3.5 / 3.5	3.6 / 3.7
Women	3.7 / 3.5	4.0 / 4.1	4.6 / 4.4
Average Percentages Rates to Par			
To Par	< = >	< = >	< = >
2020%	18 54 28	2 50 48	1 48 51
2019%	15 59 26	1 48 51	2 40 58
2018%	11 45 44	5 40 55	0 34 66
Major changes from 2020 / 2019 / 2018 (was 130' shorter & Par 3 / 130' shorter & Par 3 / 110' shorter & Par 3).			

Hole 17

Par 3/3 – 345ft



Hole 18

Par 3/3 – 301ft

O.B.: Cart path & beyond.

D.Z.: Disc must come to rest on island from tee pad. If initial throw off island or lost, take one-stroke penalty and next shot from the Drop Zone. Follow normal penalty rules thereafter.

Hole Ranking (based on 2020 Preliminary Rounds)

OPEN – 12th AGED PROS – 13th AMS – 12th

Hole Ranking (based on 2020 Preliminary Rounds)

OPEN – 14th AGED PROS – 14th AMS – 18th



	OPEN	AGED PROS	AMS
2020 / 2019 Average Preliminary Round Scores			
Men	2.8 / 2.7	2.9 / 3.0	3.2 / 3.4
Women	3.0 / 3.1	3.4 / 3.6	3.8 / 3.9
Average Percentages Rates to Par			
To Par	< = >	< = >	< = >
2020%	37 49 14	19 69 12	9 66 25
2019%	37 52 11	13 69 18	6 57 37
2018%	9 68 23	15 76 9	7 62 31

No change from 2020 / 2019 / 2018
(except was Hole 15 and now a hanging basket).

	OPEN	AGED PROS	AMS
2020 / 2019 Average Preliminary Round Scores			
Men	NA / NA	NA / NA	NA / NA
Women	NA / NA	NA / NA	NA / NA
Average Percentages Rates to Par			
To Par	< = >	< = >	< = >
2020%	NA NA NA	NA NA NA	NA NA NA
2019%	NA NA NA	NA NA NA	NA NA NA
2018%	NA NA NA	NA NA NA	NA NA NA

Redesigned hole from 2020 / 2019 / 2018.