

Course Innova Champion Discs

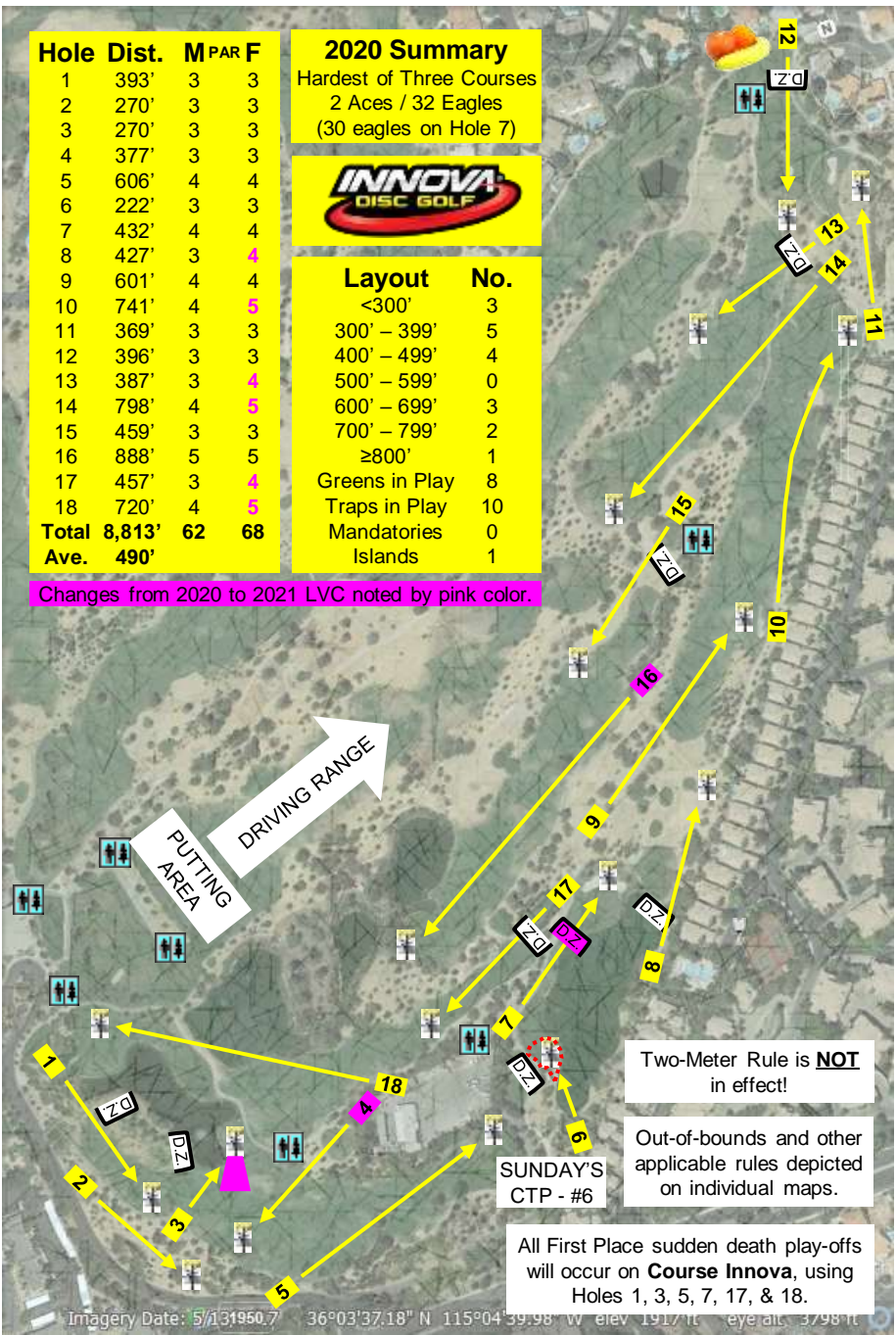
Hole	Dist.	M	PAR	F
1	393'	3	3	
2	270'	3	3	
3	270'	3	3	
4	377'	3	3	
5	606'	4	4	
6	222'	3	3	
7	432'	4	4	
8	427'	3	4	
9	601'	4	4	
10	741'	4	5	
11	369'	3	3	
12	396'	3	3	
13	387'	3	4	
14	798'	4	5	
15	459'	3	3	
16	888'	5	5	
17	457'	3	4	
18	720'	4	5	
Total	8,813'	62	68	
Ave.	490'			

2020 Summary
 Hardest of Three Courses
 2 Aces / 32 Eagles
 (30 eagles on Hole 7)



Layout	No.
<300'	3
300' - 399'	5
400' - 499'	4
500' - 599'	0
600' - 699'	3
700' - 799'	2
≥800'	1
Greens in Play	8
Traps in Play	10
Mandatories	0
Islands	1

Changes from 2020 to 2021 LVC noted by pink color.



Two-Meter Rule is **NOT** in effect!

Out-of-bounds and other applicable rules depicted on individual maps.

SUNDAY'S CTP - #6

All First Place sudden death play-offs will occur on **Course Innova**, using Holes 1, 3, 5, 7, 17, & 18.

Hole 1

Par 3/3 – 393ft



O.B.: Before water/rope in front of tee & left; cart paths & beyond.

D.Z.: If initial throw never crosses in-bounds or lost, take one-stroke penalty and next shot from Drop Zone. Follow normal penalty rules thereafter.

Hole Ranking (based on 2020 Preliminary Rounds)

OPEN – 10th AGED PROS – 11th AMS – 14th



The hole-by-hole detailed maps depict nearby out-of-bounds and hazards. Common sense shall be applied for rulings beyond the areas depicted on these maps.



Hole 2

Par 3/3 – 270ft

O.B.: Cart path, street curbing & beyond.

Hole Ranking (based on 2020 Preliminary Rounds)

OPEN – 17th AGED PROS – 16th AMS – 17th



Tristan Luceme (2016 layout)

	OPEN			AGED PROS			AMS		
2020 / 2019 Average Preliminary Round Scores									
Men	2.9	/	3.0	3.2	/	3.2	3.3	/	3.3
Women	3.2	/	3.3	3.3	/	3.7	3.6	/	3.8
Average Percentages Rates to Par									
To Par	<	=	>	<	=	>	<	=	>
2020%	20	65	15	4	78	47	4	63	33
2019%	19	64	17	3	75	22	3	69	28
2018%	19	66	15	1	56	43	2	57	41
No change from 2020 / 2019 / 2018.									

	OPEN			AGED PROS			AMS		
2020 / 2019 Average Preliminary Round Scores									
Men	2.8	/	2.8	2.9	/	3.0	3.2	/	3.2
Women	3.1	/	3.0	3.4	/	3.5	3.8	/	3.7
Average Percentages Rates to Par									
To Par	<	=	>	<	=	>	<	=	>
2020%	30	62	8	19	69	12	9	63	28
2019%	26	63	11	10	72	18	7	65	28
2018%	29	62	9	11	74	15	8	57	35
No change from 2020 / 2019 / 2018.									

Hole 3

Par 3/3 – 270^{ft}



D.Z.: Disc must come to rest in-bounds from tee. If any throw from tee out-of-bounds or lost, take one-stroke penalty & next shot from the Drop Zone. Follow normal penalty rules thereafter.



Hole 4

Par 3/3 – 377^{ft}

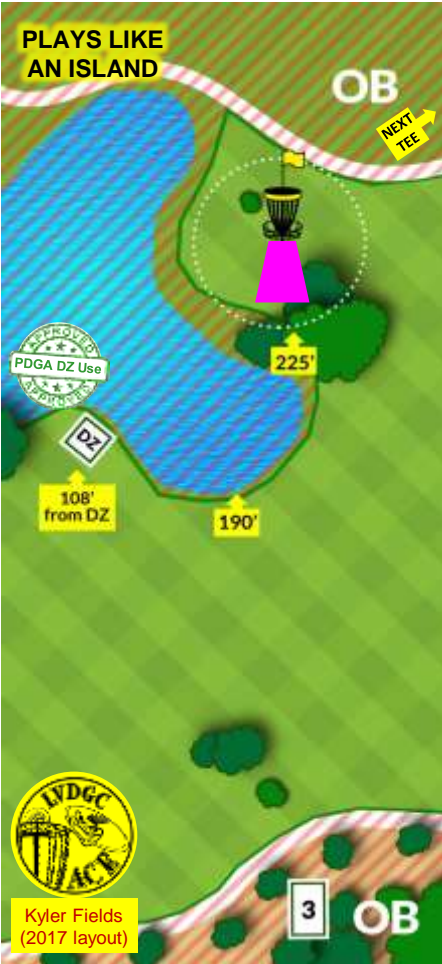
O.B.: Cart paths, water/rope & beyond; green.

Hole Ranking (based on 2020 Preliminary Rounds)

OPEN – 12th AGED PROS – 15th AMS – 18th

Hole Ranking (based on 2019 Preliminary Rounds)

OPEN – 12th tied AGED PROS – 18th AMS – 15th



	OPEN	AGED PROS	AMS
2020 / 2019 Average Preliminary Round Scores			
Men	2.8 / 3.2	3.0 / 3.1	3.2 / 3.2
Women	3.2 / 3.5	3.1 / 3.2	3.8 / 3.7
Average Percentages Rates to Par			
To Par	< = >	< = >	< = >
2020%	52 18 30	35 39 26	31 35 34
2019%	28 37 36	38 23 39	27 33 39
2018%	41 29 30	24 32 44	27 33 40
No change from 2020 / 2019 / 2018.			

	OPEN	AGED PROS	AMS
2020 / 2019 Average Preliminary Round Scores			
Men	2.9 / 2.9	3.1 / 3.0	3.4 / 3.2
Women	3.1 / 3.5	3.7 / 3.9	4.2 / 3.7
Average Percentages Rates to Par			
To Par	< = >	< = >	< = >
2020%	29 57 14	13 66 21	5 57 38
2019%	25 56 19	16 68 17	7 62 31
2018%	14 67 19	0 66 34	3 65 32
Minor changes from 2020 / 2019 / 2018 (was 20' shorter / was 20' shorter / same length).			

Hole 5

Par 4/4 – 606ft



Hole 6

Par 3/3 – 222ft



O.B.: Before cart path in front of tee & right; fence, black top/rope behind basket & beyond; greens.

HAZARD: Sand trap.

RE-TEE: If throw from tee pad never crosses in-bounds or lost, take one-stroke penalty & re-tee.

D.Z.: Disc must come to rest on island from tee. If any throw from tee out-of-bounds or lost, take one-stroke penalty & next shot from the Drop Zone. Follow normal penalty rules thereafter.

Hole Ranking (based on 2020 Preliminary Rounds)

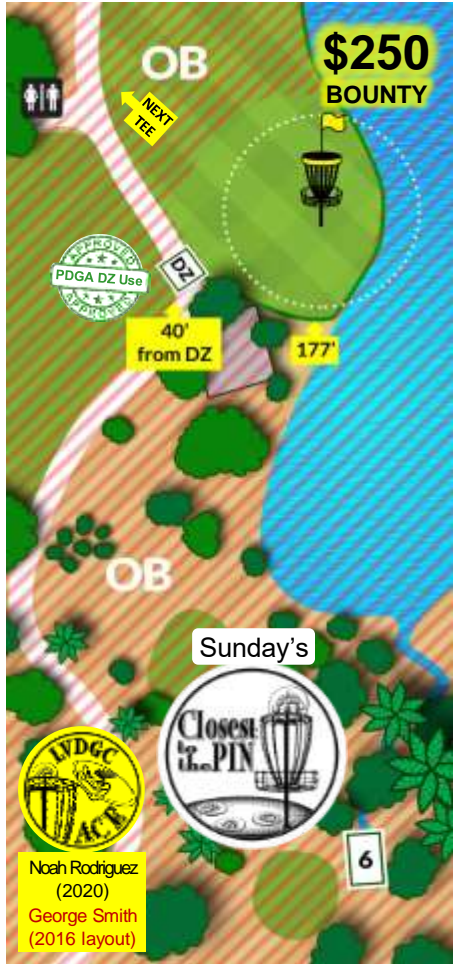
OPEN – 15th AGED PROS – 14th AMS – 11th

Hole Ranking (based on 2020 Preliminary Rounds)

OPEN – 14th AGED PROS – 17th AMS – 16th



Dutch Napier (2020)
Jeff Fiedler (2019)



Noah Rodriguez (2020)
George Smith (2016 layout)

	OPEN			AGED PROS			AMS		
2020 / 2019 Average Preliminary Round Scores									
Men	3.7	4.0		4.0	4.2		4.5	4.5	
Women	4.7	4.4		4.7	5.1		5.8	6.0	
Average Percentages Rates to Par									
To Par	<	=	>	<	=	>	<	=	>
2020%	45	35	20	26	48	26	10	41	49
2019%	33	39	28	22	42	36	12	35	53
2018%	34	40	26	11	47	42	11	36	53
No change from 2020 / 2019 / 2018.									

	OPEN			AGED PROS			AMS		
2020 / 2019 Average Preliminary Round Scores									
Men	2.8	2.9		2.9	3.0		3.2	3.2	
Women	2.9	3.4		3.3	3.5		3.5	3.7	
Average Percentages Rates to Par									
To Par	<	=	>	<	=	>	<	=	>
2020%	45	28	27	31	43	26	22	32	46
2019%	37	30	33	36	27	37	24	30	46
2018%	35	29	36	30	26	44	18	31	51
No change from 2020 / 2019 / 2018.									

Hole 11

Par 3/3 – 369ft



O.B.: Before cart path in front of tee & right; rope/grass, cart path behind basket & beyond.

RE-TEE: If throw from tee pad never crosses in-bounds or lost, take one-stroke penalty and re-tee.

Hole Ranking (based on 2020 Preliminary Rounds)

OPEN – 18th AGED PROS – 18th AMS – 15th



	OPEN	AGED PROS	AMS
2020 / 2019 Average Preliminary Round Scores			
Men	2.6 / 2.9	2.9 / 3.1	3.2 / 3.3
Women	2.9 / 3.4	3.5 / 3.5	3.9 / 4.1
Average Percentages Rates to Par			
To Par	< = >	< = >	< = >
2020%	43 50 7	18 71 11	7 66 27
2019%	21 59 20	10 72 18	6 60 34
2018%	20 63 17	16 51 33	5 54 41

No change from 2020 / 2019 / 2018.



Hole 12

Par 3/3 – 396ft

O.B.: Before cart path in front of tee & right/left; cart path & beyond right/behind of basket; green.

HAZARD: Sand traps.

D.Z.: If initial throw never crosses in-bounds or lost, take one-stroke penalty and next shot from Drop Zone. Follow normal penalty rules thereafter.

Hole Ranking (based on 2020 Preliminary Rounds)

OPEN – 9th AGED PROS – 9th AMS – 10th



	OPEN	AGED PROS	AMS
2020 / 2019 Average Preliminary Round Scores			
Men	2.9 / 3.0	3.2 / 3.4	3.6 / 3.5
Women	3.4 / 3.6	4.1 / 3.5	4.7 / 4.3
Average Percentages Rates to Par			
To Par	< = >	< = >	< = >
2020%	23 58 19	4 66 30	3 45 52
2019%	23 50 27	2 60 38	3 45 42
2018%	12 58 30	0 27 73	2 43 55

No change from 2020 / 2019 / 2018.

Hole 13

Par 3/4 – 387ft



Hole 14

Par 4/5 – 798ft



O.B.: Before cart path in front of tee; fence, rope & beyond.
HAZARD: Sand traps.

D.Z.: If initial throw never crosses in-bounds or lost, take one-stroke penalty and next shot from Drop Zone. Follow normal rules thereafter.

O.B.: Rope, fence, cart path left of rope & beyond; green.

CART PATH VARIANCE: One of two holes on course where a portion of the cart path (and prior/beyond) is in bounds (also see Hole 18).

Hole Ranking (based on 2020 Preliminary Rounds)

OPEN – 3rd AGED PROS – 8th AMS – 8th

Hole Ranking (based on 2020 Preliminary Rounds)

OPEN – 4th AGED PROS – 2nd AMS – 2nd



Paul McBeth
(2017)

13



Ricky Wysocki
(2018 layout)

14

	OPEN	AGED PROS	AMS
2020 / 2019 Average Preliminary Round Scores			
Men	3.2 / 3.4	3.3 / 3.5	3.7 / 3.6
Women	3.5 / 4.0	4.1 / 4.1	4.4 / 4.5
Average Percentages Rates to Par			
To Par	< = >	< = >	< = >
2020%	6 68 26	0 69 31	2 48 50
2019%	5 55 40	0 61 39	1 48 51
2018%	4 68 28	0 18 82	1 48 51
No change from 2020 / 2019 / 2018.			

	OPEN	AGED PROS	AMS
2020 / 2019 Average Preliminary Round Scores			
Men	4.1 / 4.4	4.8 / 4.9	5.3 / 5.0
Women	5.4 / 5.2	5.5 / 5.7	6.9 / 6.5
Average Percentages Rates to Par			
To Par	< = >	< = >	< = >
2020%	21 48 31	3 43 54	1 27 71
2019%	16 42 42	2 38 60	2 33 65
2018%	43 36 21	7 43 50	19 40 41
No change from 2020 / 2019. Major change from 2018 (was 230' shorter).			

Hole 15

Par 3/3 – 459ft

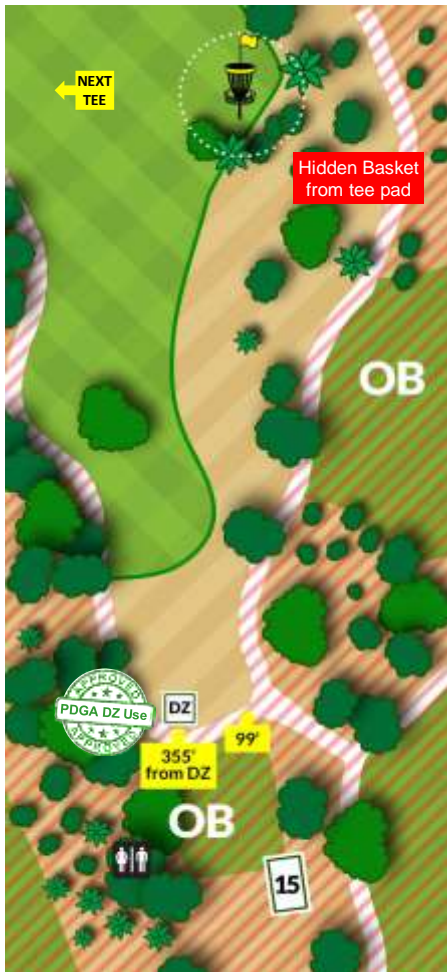


O.B.: Before cart path in front of tee & right/left; cart path & beyond right/left of basket.

D.Z.: If initial throw never crosses in-bounds or lost, take one-stroke penalty and next shot from Drop Zone. Follow normal penalty rules thereafter.

Hole Ranking (based on 2020 Preliminary Rounds)

OPEN – 5th AGED PROS – 7th AMS – 9th



	OPEN	AGED PROS	AMS
2020 / 2019 Average Preliminary Round Scores			
Men	3.1 / 3.3	3.3 / 3.4	3.7 / 3.5
Women	3.4 / 3.6	4.1 / 3.9	4.4 / 4.4
Average Percentages Rates to Par			
To Par	< = >	< = >	< = >
2020%	7 73 20	2 62 36	1 45 54
2019%	1 69 30	0 62 38	2 53 45
2018%	4 61 35	1 17 82	0 37 63
No change from 2020 / 2019 / 2018.			



Hole 16

Par 5/5 – 888ft

O.B.: Before cart path in front of tee & left; water/rope & beyond; green.

RE-TEE: If throw from tee pad never crosses in-bounds or lost, take one-stroke penalty and re-tee.

Hole Ranking (based on 2020 Preliminary Rounds)

OPEN – 7th AGED PROS – 3rd AMS – 4th



	OPEN	AGED PROS	AMS
2020 / 2019 Average Preliminary Round Scores			
Men	4.0 / 4.4	4.6 / 4.7	5.2 / 5.1
Women	4.9 / 5.1	5.5 / 5.5	6.6 / 6.6
Average Percentages Rates to Par			
To Par	< = >	< = >	< = >
2020%	34 38 28	3 48 49	3 28 69
2019%	19 36 45	3 41 56	4 27 69
2018%	9 47 44	0 25 75	1 24 75
Minor change from 2020 / 2019 / 2018 (was 110' shorter).			

Hole 17

Par 3/4 – 457^{ft}



O.B.: Before cart path in front of tee & left; green; water/rope & beyond right (off map).

D.Z.: If initial throw never crosses in-bounds or lost, take one-stroke penalty and next shot from Drop Zone. Follow normal penalty rules thereafter.

Hole Ranking (based on 2020 Preliminary Rounds)

OPEN – 2nd AGED PROS – 4th AMS – 5th



	OPEN	AGED PROS	AMS
2020 / 2019 Average Preliminary Round Scores			
Men	3.3 / 3.4	3.5 / 3.7	3.9 / 3.7
Women	3.7 / 3.8	4.5 / 4.0	4.6 / 4.4

Average Percentages Rates to Par

To Par	<	=	>	<	=	>	<	=	>
2020%	10	53	37	4	45	51	1	35	64
2019%	7	50	43	0	49	51	1	41	58
2018%	2	43	55	0	18	82	0	24	76

No change from 2020 / 2019.

Minor change from 2018 (was 50' longer).



Hole 18

Par 4/5 – 720^{ft}

O.B.: Before cart path in front of tee & left until rope (near 312' marker); water/rope & beyond; rocks in between water and cart path; cart path & beyond after rope (near 510' marker); water/rope & beyond behind basket; green.

RE-TEE: If throw from tee pad never crosses in-bounds or lost, take one-stroke penalty and re-tee.

CART PATH VARIANCE: One of two holes on course where a portion of the cart path (and prior/beyond) is in bounds.

Hole Ranking (based on 2020 Preliminary Rounds)

OPEN – 1st AGED PROS – 1st AMS – 1st



	OPEN	AGED PROS	AMS
2020 / 2019 Average Preliminary Round Scores			
Men	4.5 / 4.3	4.9 / 4.7	5.5 / 4.7
Women	4.7 / 5.1	6.0 / 5.3	6.4 / 6.1

Average Percentages Rates to Par

To Par	<	=	>	<	=	>	<	=	>
2020%	15	37	48	1	36	63	1	20	79
2019%	15	40	45	3	41	56	5	38	57
2018%	15	42	43	3	19	78	2	22	76

No change from 2020. Minor changes from 2019 / 2018 (was 45' / 20' shorter).