

# Course Innova Factory Store

## Layout No.

<300'	0
300' – 399'	7
400' – 499'	5
500' – 599'	0
600' – 699'	4
700' – 799'	1
≥800'	1
Greens in Play	8
Traps in Play	7
Mandatories	1
Islands	0

Basket, Tee Pad, and Par Changes from 2021 to 2022 LVC layouts noted in pink. Out of Bounds (O.B.) changes shown on individual maps.



SUNDAY'S  
CTP - #4

Hole	Dist.	M	PAR	F
1	415'	3	3	3
2	649'	4	5	5
3	359'	3	3	3
4	309'	3	3	3
5	470'	3	4	4
6	730'	4	5	5
7	463'	3	3	3
8	390'	3	3	3
9	417'	3	3	3
10	388'	3	3	3
11	635'	4	4	5
12	987'	5	5	5
13	363'	3	4	4
14	441'	3	4	4
15	337'	3	3	3
16	693'	4	5	5
17	322'	3	3	3
18	632'	4	5	5
<b>Total</b>	<b>8,950'</b>	<b>61</b>	<b>68</b>	
<b>Ave.</b>	<b>497'</b>			

DRIVING RANGE

Two-Meter Rule is **NOT** in effect!

**2021 Summary**  
Longest of Three Courses  
**0 Aces**

All First Place sudden death play-offs will occur on **Course Innova**, using Holes 1, 3, & 18.

Out-of-bounds and other applicable rules depicted on individual maps.

# Hole 1

Par 3/3 – 415ft



# Hole 2

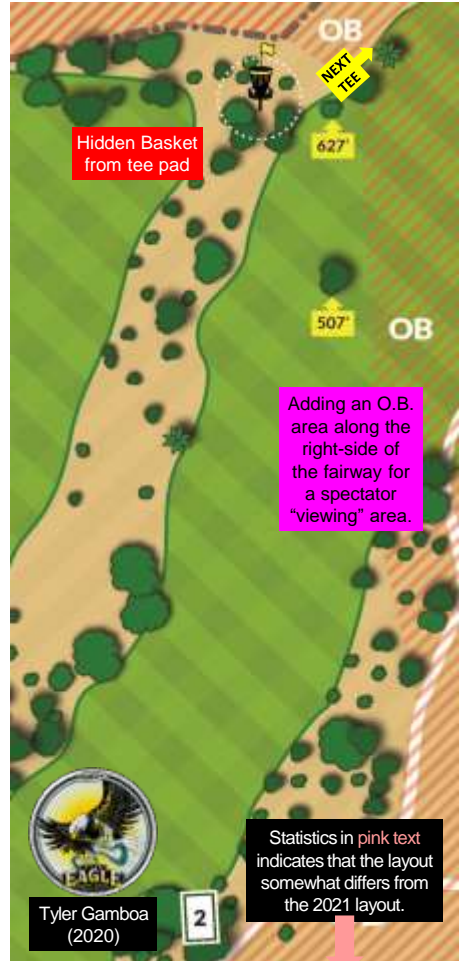
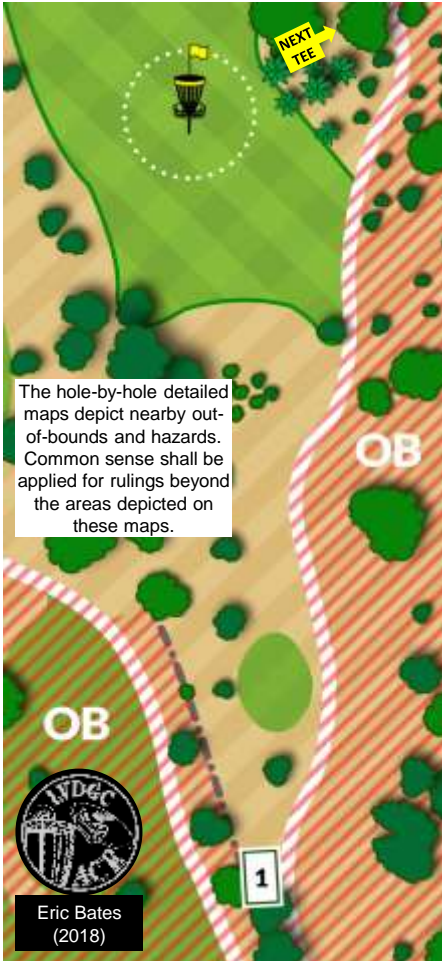
Par 4/5 – 649ft

O.B.: Fence/rope, cart paths, & beyond.

O.B.: Cart path, roped spectator area to right, fence, & beyond.

**2021 Hole Ranking (based on Preliminary Rounds)**  
MPO – 6<sup>th</sup> FPO – 6<sup>th</sup>

**2021 Hole Ranking (based on Preliminary Rounds)**  
MPO – 15<sup>th</sup> tied FPO – 16<sup>th</sup>



The hole-by-hole detailed maps depict nearby out-of-bounds and hazards. Common sense shall be applied for rulings beyond the areas depicted on these maps.

Adding an O.B. area along the right-side of the fairway for a spectator "viewing" area.



Eric Bates  
(2018)



Tyler Gamboa  
(2020)

Statistics in pink text indicates that the layout somewhat differs from the 2021 layout.

**Average Scores (based on Preliminary Rounds)**

	2021	2020	2019
MPO	3.0	3.0	2.9
FPO	3.4	3.5	3.4

**Average Scores (based on Preliminary Rounds)**

	2021	2020	2019
MPO	3.7	3.8	3.3
FPO	4.8	4.6	3.7

**Par Percentage Rates (based on Preliminary Rounds)**

	< = >			< = >			< = >		
	2021			2020			2019		
MPO	23	60	17	24	59	16	26	63	11
FPO	2	65	33	5	53	42	6	52	42

**Par Percentage Rates (based on Preliminary Rounds)**

	< = >			< = >			< = >		
	2020			2020			2019		
MPO	40	56	4	39	50	11	77	20	3
FPO	49	37	14	11	52	37	39	48	13

No change from  
2021 / 2020 / 2019.

No change from 2021 / 2020 (except spectator O.B. area added in 2022 & was a Par 4 for Women in 2020). Minor change from 2019 (was 70' shorter & was a Par 4 for Women in 2019).

# Hole 3

Par 3/3 – 359ft



# Hole 4

Par 3/3 – 309ft

O.B.: Fence, roped spectator area to right, roped spectator area to left, & beyond.

HAZARD: Sand trap.

CART PATH VARIANCE: Only hole on course where the cart path (and prior/beyond) is in bounds.

2021 Hole Ranking (based on Preliminary Rounds)

MPO – 15<sup>th</sup> tied

FPO – 12<sup>th</sup>

O.B.: Cart path & prior in front of tee & right; fence, roped spectator area to left, & beyond; green.

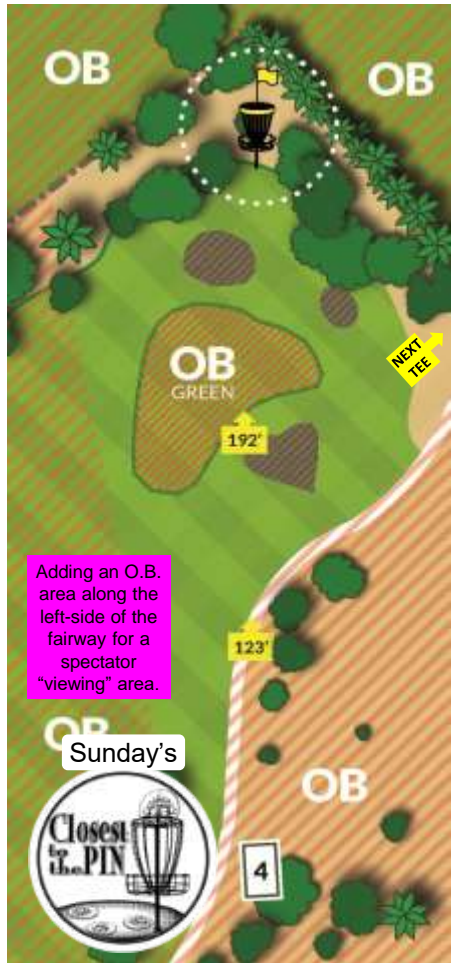
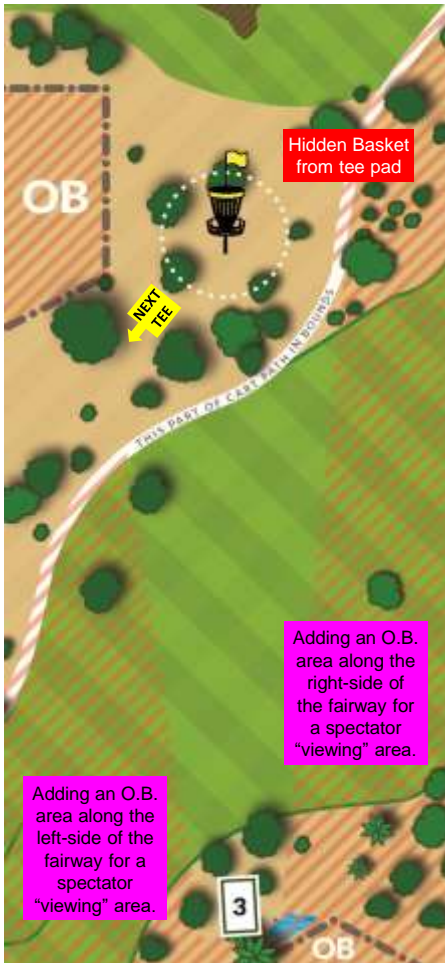
HAZARD: Sand traps.

RE-TEE: If any throw from tee never crosses in-bounds or lost, take one-stroke penalty and re-tee.

2021 Hole Ranking (based on Preliminary Rounds)

MPO – 10<sup>th</sup>

FPO – 11<sup>th</sup>



### Average Scores (based on Preliminary Rounds)

	2021	2020	2019
MPO	2.7	2.8	2.8
FPO	3.2	3.2	3.3

### Par Percentage Rates (based on Preliminary Rounds)

	< = >			< = >			< = >		
	2021			2020			2019		
MPO	38	59	3	32	59	10	38	51	11
FPO	4	76	20	11	73	16	3	71	26

No change from 2021 / 2020 / 2019 2020  
(except spectator O.B. areas added in 2022).

### Average Scores (based on Preliminary Rounds)

	2021	2020	2019
MPO	2.9	3.0	2.9
FPO	3.2	3.1	3.0

### Par Percentage Rates (based on Preliminary Rounds)

	< = >			< = >			< = >		
	2021			2020			2019		
MPO	30	50	20	29	49	22	27	59	14
FPO	7	67	26	5	84	11	10	77	13

No change from 2021 / 2020 / 2019 2020  
(except spectator O.B. area added in 2022).

# Hole 5

Par 3/4 – 470ft



# Hole 6

Par 4/5 – 730ft

O.B.: Cart path & prior in front of tee & left; fence, roped area behind green, & beyond; green.

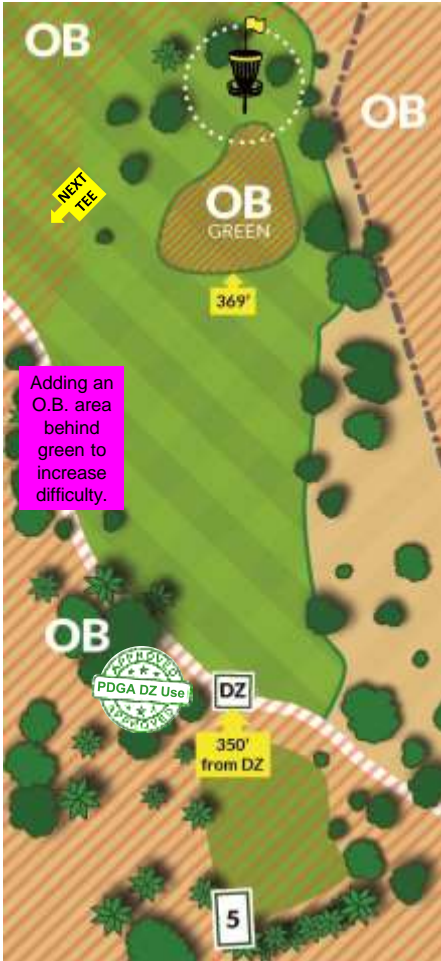
D.Z.: If any throw from tee never crosses in-bounds or lost, take one-stroke penalty and next shot from Drop Zone. Follow normal penalty rules thereafter.

O.B.: Cart path & prior in front of tee & left; roped area to right, fence, roped spectator area left/behind basket, & beyond.

RE-TEE: If any throw from tee never crosses in-bounds or lost, take one-stroke penalty and re-tee.

2021 Hole Ranking (based on Preliminary Rounds)  
MPO – 1<sup>st</sup> FPO – 13<sup>th</sup> tied

2021 Hole Ranking (based on Preliminary Rounds)  
MPO – 13<sup>th</sup> FPO – 15<sup>th</sup>



### Average Scores (based on Preliminary Rounds)

	2021	2020	2019
MPO	3.3	3.4	3.3
FPO	3.9	3.6	3.5

### Par Percentage Rates (based on Preliminary Rounds)

	< = >			< = >			< = >		
	2021			2020			2019		
MPO	2	71	27	5	63	32	9	62	29
FPO	41	43	16	0	53	47	0	58	42

No change from 2021 / 2020 / 2019 (except O.B. area added in 2022 & was a Par 3 for Women in 2020 / 2019).

### Average Scores (based on Preliminary Rounds)

	2021	2020	2019
MPO	3.8	3.9	3.9
FPO	4.9	4.4	4.5

### Par Percentage Rates (based on Preliminary Rounds)

	< = >			< = >			< = >		
	2021			2020			2019		
MPO	33	54	13	33	47	20	29	53	18
FPO	46	33	21	0	58	42	3	58	39

No change from 2021 / 2020 / 2019 (except O.B. areas added in 2022 & was a Par 4 for Women in 2020 / 2019).

# Hole 7

Par 3/3 – 463ft



# Hole 8

Par 3/3 – 390ft

O.B.: Cart path & prior in front of tee & left; roped spectator area to right & beyond.

O.B.: Cart path & prior in front of tee & left; cart path & beyond; green.

RE-TEE: If any throw from tee never crosses in-bounds or lost, take one-stroke penalty and re-tee.

\_\_\_\_\_

\_\_\_\_\_

\_\_\_\_\_

**2021 Hole Ranking** (based on Preliminary Rounds)  
MPO – 12<sup>th</sup>      FPO – 10<sup>th</sup>

**2021 Hole Ranking** (based on Preliminary Rounds)  
MPO – 7<sup>th</sup>      FPO – 4<sup>th</sup>



**Average Scores** (based on Preliminary Rounds)

	2021	2020	2019
MPO	2.9	2.9	2.9
FPO	3.3	3.3	3.2

**Par Percentage Rates** (based on Preliminary Rounds)

	< = >			< = >			< = >		
	2021			2020			2019		
MPO	21	75	4	17	72	11	18	75	7
FPO	0	76	24	0	68	32	0	81	19

Minor change from 2021 / 2020 / 2019  
(was 10' shorter & O.B. area added in 2022).

**Average Scores** (based on Preliminary Rounds)

	2021	2020	2019
MPO	3.0	3.0	2.9
FPO	3.7	3.0	3.1

**Par Percentage Rates** (based on Preliminary Rounds)

	< = >			< = >			< = >		
	2021			2020			2019		
MPO	27	51	22	24	60	16	30	54	16
FPO	4	52	44	5	74	21	16	61	23

Minor redesign from 2021 / 2020 / 2019 (was 40' shorter).

# Hole 9

Par 3/3 – 417ft



O.B.: Cart path & prior in front of tee & left; water/rope behind basket & beyond.

RE-TEE: If any throw from tee never crosses in-bounds or lost, take one-stroke penalty and re-tee.



# Hole 10

Par 3/3 – 388ft

O.B.: Cart path & prior in front of tee & left; water/rope, roped spectator area behind/left of basket, & beyond.

RE-TEE: If any throw from tee never crosses in-bounds or lost, take one-stroke penalty and re-tee.

2021 Hole Ranking (based on Preliminary Rounds)

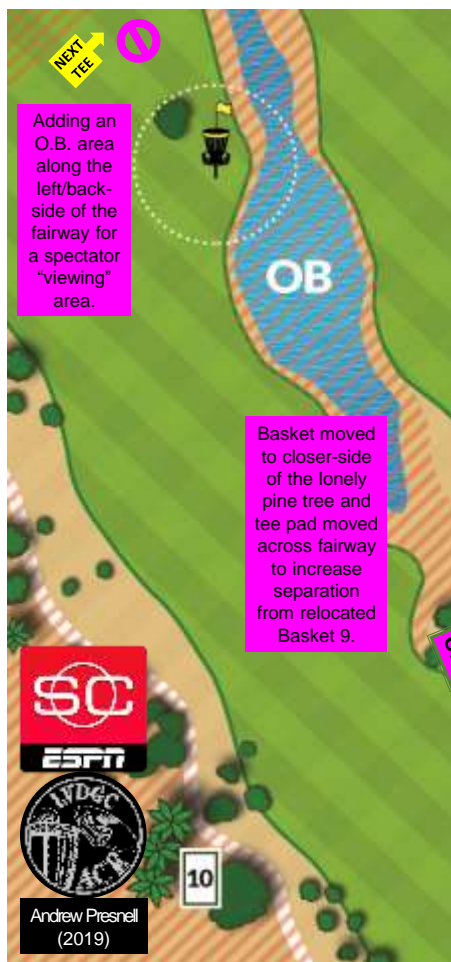
MPO – 11<sup>th</sup>

FPO – 9<sup>th</sup>

2021 Hole Ranking (based on Preliminary Rounds)

MPO – 4<sup>th</sup>

FPO – 8<sup>th</sup>



Average Scores (based on Preliminary Rounds)

	2021	2020	2019
MPO	2.9	2.6	2.5
FPO	3.3	3.1	3.0

Par Percentage Rates (based on Preliminary Rounds)

	<	=	>	<	=	>	<	=	>
	2021			2020			2019		
MPO	31	54	15	45	52	3	56	37	7
FPO	2	65	33	5	74	21	6	88	6

Minor changes from 2021 / 2020 / 2019  
(was 50' shorter / 70' shorter / 50' shorter).

Average Scores (based on Preliminary Rounds)

	2021	2020	2019
MPO	3.1	2.9	2.8
FPO	3.4	3.2	3.2

Par Percentage Rates (based on Preliminary Rounds)

	<	=	>	<	=	>	<	=	>
	2021			2020			2019		
MPO	32	43	25	28	60	12	38	48	14
FPO	4	70	26	0	79	21	0	87	13

Minor redesign from 2021 / 2020 / 2019  
(was 10' shorter & O.B. area added in 2022).

# Hole 11

Par 4/4 – 635ft



# Hole 12

Par 5/5 – 987ft

O.B.: Cart path & prior in front of tee & left; roped spectator area left of basket, water/ rope, & beyond; green.

D.Z.: If any throw from tee never crosses in-bounds or lost, take one-stroke penalty and next shot from Drop Zone. Follow normal penalty rules thereafter.

O.B.: Roped spectator area left of tee (not shown on map below), cart path, fence, & beyond.

HAZARD: Sand trap.

## 2021 Hole Ranking (based on Preliminary Rounds)

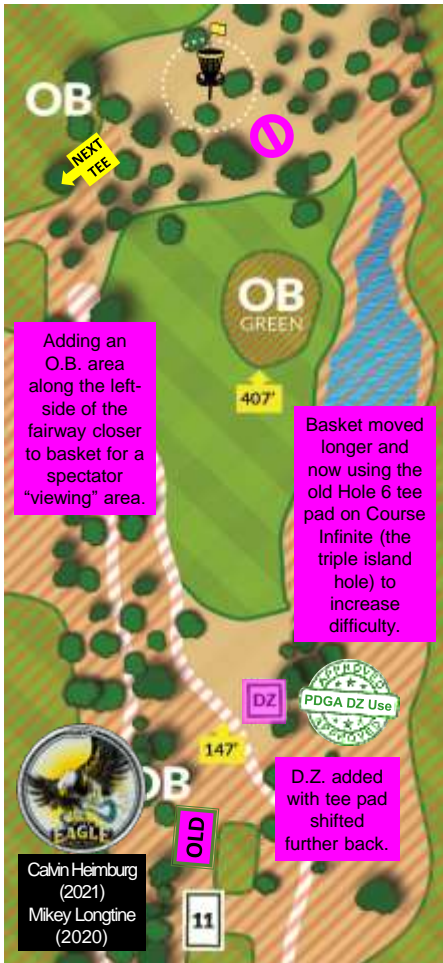
MPO – 18<sup>th</sup>

FPO – 7<sup>th</sup>

## 2021 Hole Ranking (based on Preliminary Rounds)

MPO – 17<sup>th</sup>

FPO – 1<sup>st</sup> tied



### Average Scores (based on Preliminary Rounds)

	2021	2020	2019
MPO	3.6	3.7	3.7
FPO	4.4	4.1	4.1

### Par Percentage Rates (based on Preliminary Rounds)

	< = >			< = >			< = >		
	2021			2020			2019		
MPO	53	35	12	48	40	12	48	39	13
FPO	13	57	30	21	58	21	26	45	29

Minor redesign from 2021 / 2020 / 2019  
(was 70' shorter & O.B. area added in 2022).

### Average Scores (based on Preliminary Rounds)

	2021	2020	2019
MPO	4.7	4.8	4.5
FPO	5.7	6.1	5.2

### Par Percentage Rates (based on Preliminary Rounds)

	< = >			< = >			< = >		
	2021			2020			2019		
MPO	47	41	12	45	35	20	63	28	10
FPO	2	50	48	0	32	68	16	55	29

No change from 2021 / 2020.

Minor change from 2019 (was 30' shorter).

# Hole 13

Par 3/4 – 363ft



# Hole 14

Par 3/4 – 441ft

O.B.: Cart path & prior in front of tee & left; cart path behind basket, fence, & beyond; green.

O.B.: Cart path & beyond; green.

HAZARD: Sand trap.

HAZARD: Sand trap.

RE-TEE: If any throw from tee never crosses in-bounds or lost, take one-stroke penalty and re-tee.

**2021 Hole Ranking** (based on Preliminary Rounds)  
MPO – 3<sup>rd</sup> FPO – 1<sup>st</sup> tied

**2021 Hole Ranking** (based on Preliminary Rounds)  
MPO – 2<sup>nd</sup> FPO – 18<sup>th</sup>



**Average Scores** (based on Preliminary Rounds)

	2021	2020	2019
MPO	3.1	3.4	3.3
FPO	3.7	4.1	3.4

**Par Percentage Rates** (based on Preliminary Rounds)

	2021			2020			2019		
	<	=	>	<	=	>	<	=	>
MPO	23	51	26	3	61	36	6	70	24
FPO	2	46	52	0	32	68	0	68	32

No change from 2021 (except was a Par 3 for Women).  
Minor change from 2020 / 2019 (was 90' longer & was a Par 3 for Women).

**Average Scores** (based on Preliminary Rounds)

	2021	2020	2019
MPO	3.1	3.2	3.1
FPO	3.6	3.8	3.5

**Par Percentage Rates** (based on Preliminary Rounds)

	2021			2020			2019		
	<	=	>	<	=	>	<	=	>
MPO	10	68	22	7	67	26	9	72	19
FPO	57	26	17	0	32	68	0	61	39

No change from 2021 / 2020 / 2019 (except was a Par 3 for Women in 2020 / 2019).



# Hole 15

Par 3/3 – 337ft



# Hole 16

Par 4/5 – 693ft

O.B.: Fence/rope along left-side of fairway, rocks/rope behind basket, cart path, & beyond.

O.B.: Cart path, fence, & beyond; green.  
HAZARD: Sand trap.

### 2021 Hole Ranking (based on Preliminary Rounds)

MPO – 8<sup>th</sup> tied

FPO – 5<sup>th</sup>

### 2021 Hole Ranking (based on Preliminary Rounds)

MPO – 8<sup>th</sup> tied

FPO – 17<sup>th</sup>



Ella Hansen (2021)  
Nick Newton (2019)

### Average Scores (based on Preliminary Rounds)

	2021	2020	2019
MPO	3.0	2.9	2.9
FPO	3.6	3.4	3.2

### Par Percentage Rates (based on Preliminary Rounds)

	< = >			< = >			< = >		
	2021			2020			2019		
MPO	35	40	25	30	50	20	39	40	21
FPO	7	48	45	11	57	32	26	39	35

No change from 2021 / 2020 / 2019  
(except basket was raised in 2021).

### Average Scores (based on Preliminary Rounds)

	2021	2020	2019
MPO	4.0	3.8	3.8
FPO	4.7	4.8	4.6

### Par Percentage Rates (based on Preliminary Rounds)

	< = >			< = >			< = >		
	2021			2020			2019		
MPO	37	39	24	34	44	22	48	32	20
FPO	41	50	9	5	37	58	6	49	45

No change from 2021 / 2020 / 2019  
(except was a Par 4 for Women in 2020 / 2019).

# Hole 17

Par 3/3 – 322ft



# Hole 18

Par 4/5 – 632ft

O.B.: Cart path, fence/rope, and beyond.

MANDATORY: The metal green arch.

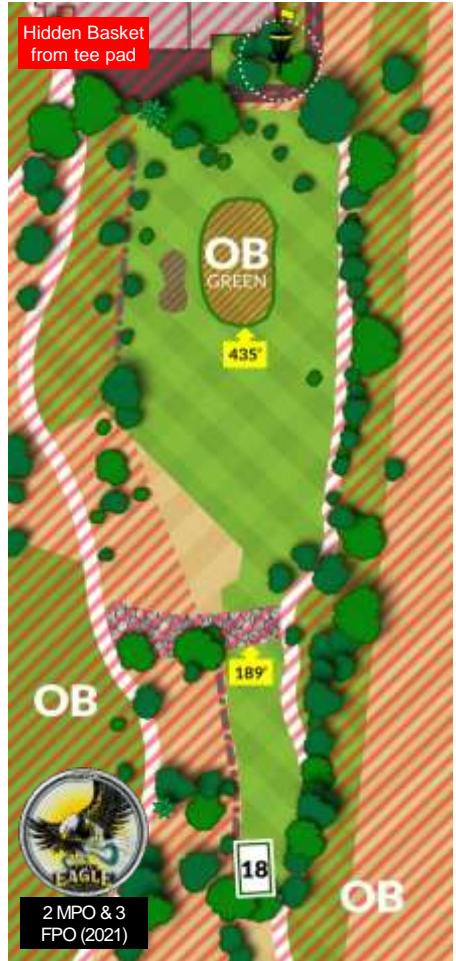
RE-TEE: If any throw from tee misses mandatory or lost, take one-stroke penalty and re-tee.

O.B.: Cart path & beyond along right-side of fairway; fence/rope & beyond along left-side of fairway; inside roped rocks/gully; green; driveway/curbing around basket; wall/rope & beyond behind basket.

HAZARD: Sand trap.

**2021 Hole Ranking (based on Preliminary Rounds)**  
MPO – 5<sup>th</sup> FPO – 1<sup>st</sup> tied

**2021 Hole Ranking (based on Preliminary Rounds)**  
MPO – 14<sup>th</sup> FPO – 13<sup>th</sup>



**Average Scores (based on Preliminary Rounds)**

	2021	2020	2019
MPO	3.1	4.0	2.9
FPO	3.7	4.8	3.4

**Average Scores (based on Preliminary Rounds)**

	2021	2020	2019
MPO	3.7	3.6	3.3
FPO	5.1	4.3	3.8

**Par Percentage Rates (based on Preliminary Rounds)**

	2021			2020			2019		
	<	=	>	<	=	>	<	=	>
MPO	15	69	16	26	46	28	30	56	14
FPO	0	48	52	0	32	68	6	52	42

**Par Percentage Rates (based on Preliminary Rounds)**

	2021			2020			2019		
	<	=	>	<	=	>	<	=	>
MPO	56	20	24	59	27	14	76	14	9
FPO	39	30	31	32	36	32	39	39	22

No change from 2021. Major / minor changes from 2020 / 2019 (was Par 4 / 3 & 110' / 30' longer).

No change from 2021. Minor changes from 2020 / 2019 (was 50' / 60' shorter & a Par 4 for Women).