

# Course Innova Champion Discs

Hole	Dist.	M	PAR	F
1	353'	3	3	3
2	270'	3	3	3
3	260'	3	3	3
4	377'	3	3	3
5	666'	4	5	5
6	222'	3	3	3
7	432'	4	4	4
8	427'	3	4	4
9	641'	4	4	4
10	721'	4	5	5
11	369'	3	3	3
12	396'	3	3	3
13	387'	3	4	4
14	798'	4	5	5
15	439'	3	3	3
16	888'	4	5	5
17	457'	3	4	4
18	720'	4	5	5
<b>Total</b>	<b>8,823'</b>	<b>61</b>	<b>69</b>	
<b>Ave.</b>	<b>490'</b>			

## 2021 Summary

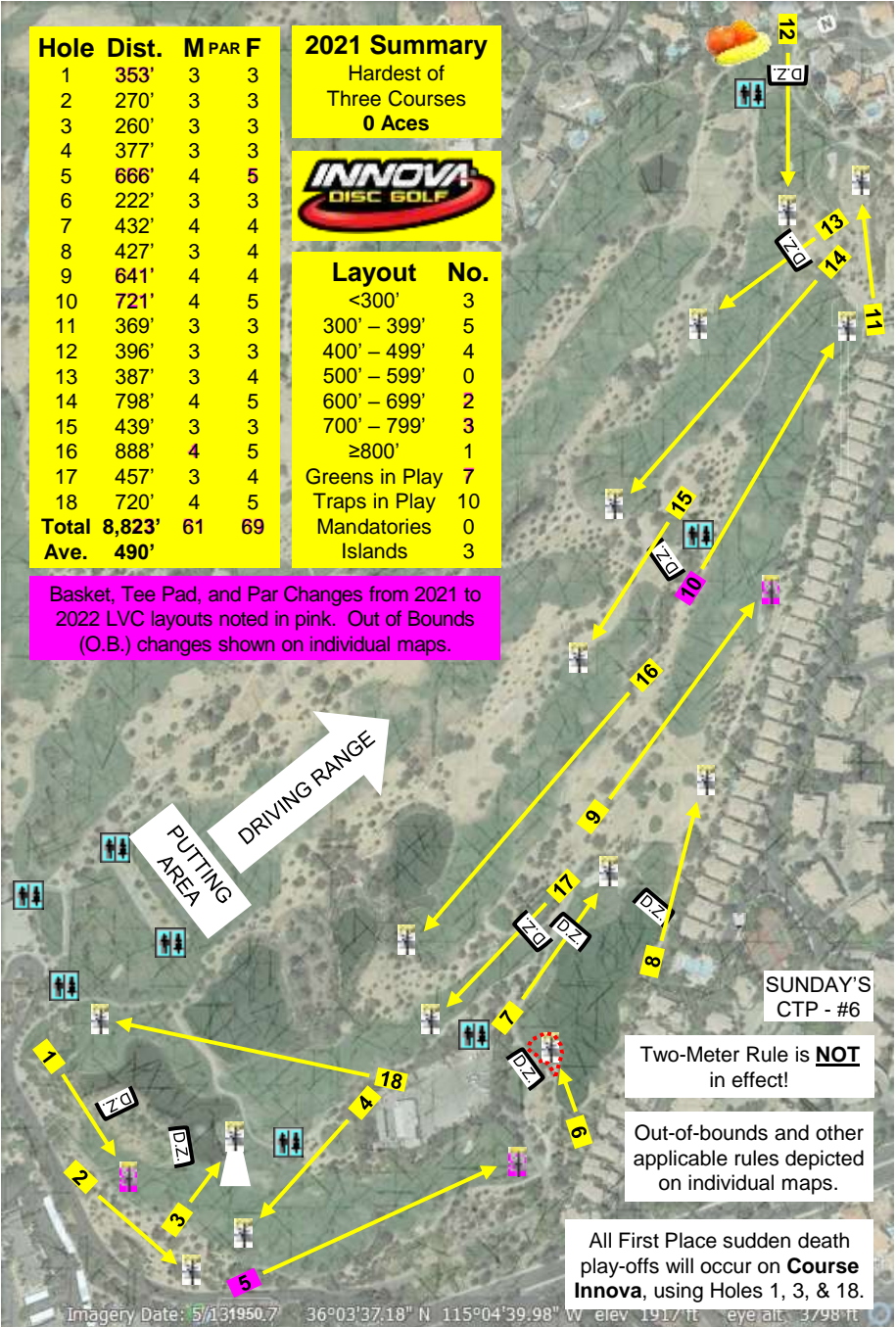
Hardest of  
Three Courses  
**0 Aces**



## Layout No.

<300'	3
300' – 399'	5
400' – 499'	4
500' – 599'	0
600' – 699'	2
700' – 799'	3
≥800'	1
Greens in Play	7
Traps in Play	10
Mandatories	0
Islands	3

Basket, Tee Pad, and Par Changes from 2021 to 2022 LVC layouts noted in pink. Out of Bounds (O.B.) changes shown on individual maps.



SUNDAY'S  
CTP - #6

Two-Meter Rule is **NOT**  
in effect!

Out-of-bounds and other  
applicable rules depicted  
on individual maps.

All First Place sudden death  
play-offs will occur on **Course  
Innova**, using Holes 1, 3, & 18.

# Hole 1

Par 3/3 – 353ft



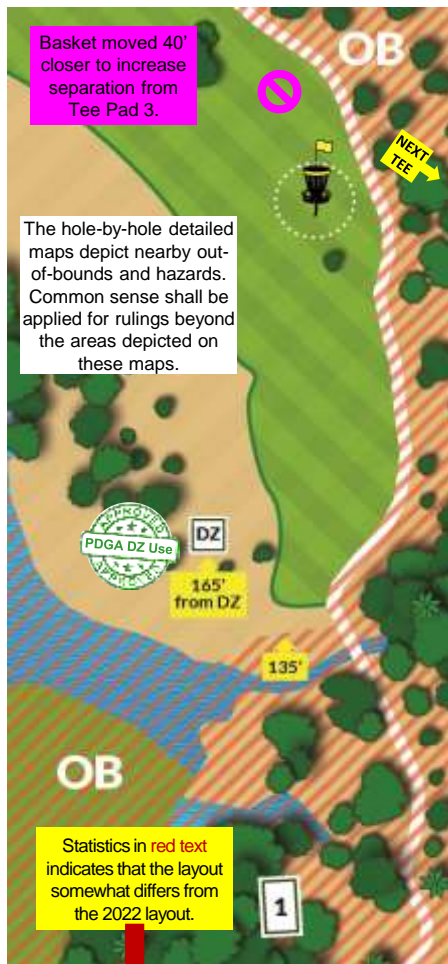
O.B.: Water/rope & prior in front of tee; cart path, water/rope & beyond.

D.Z.: If any throw from tee never crosses in-bounds or lost, take one-stroke penalty and next shot from Drop Zone. Follow normal penalty rules thereafter.

**2021 Hole Ranking** (based on Preliminary Rounds)

MPO – 10<sup>th</sup>

FPO – 12<sup>th</sup> tied



**Average Scores** (based on Preliminary Rounds)

	2021	2020	2019
MPO	2.8	2.9	3.0
FPO	3.2	3.2	3.3

**Par Percentage Rates** (based on Preliminary Rounds)

	< = >			< = >			< = >		
	2021			2020			2019		
MPO	32	59	9	23	63	14	23	61	16
FPO	4	83	13	0	79	21	0	81	19

Minor change from 2021 / 2020 / 2019 (was 40' longer).



# Hole 2

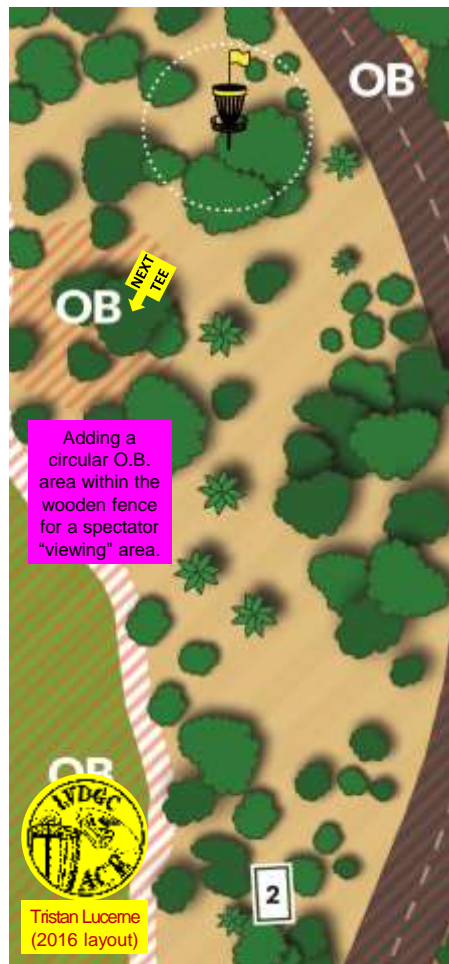
Par 3/3 – 270ft

O.B.: Cart path, roped spectator area, street curbing/temporary pedestrian fencing (whichever is closer to fairway, & beyond).

**2021 Hole Ranking** (based on Preliminary Rounds)

MPO – 13<sup>th</sup>

FPO – 12<sup>th</sup> tied



**Average Scores** (based on Preliminary Rounds)

	2021	2020	2019
MPO	2.7	2.9	2.9
FPO	3.2	3.1	3.5

**Par Percentage Rates** (based on Preliminary Rounds)

	< = >			< = >			< = >		
	2021			2020			2019		
MPO	33	64	3	34	59	7	30	59	11
FPO	13	63	24	11	73	16	10	77	13

No change from 2021 / 2020 / 2019 (except spectator O.B. area added in 2022).

# Hole 3

Par 3/3 – 260<sup>ft</sup>



O.B.: Cart path & prior in front of tee; cart path behind basket, water/rope to left, roped spectator area to right, & beyond.

D.Z.: Disc must come to rest in-bounds from tee. If any throw from tee out-of-bounds or lost, take one-stroke penalty and next shot from the Drop Zone. Follow normal penalty rules thereafter.

**2021 Hole Ranking** (based on Preliminary Rounds)  
 MPO – 14<sup>th</sup>      FPO – 10<sup>th</sup>



# Hole 4

Par 3/3 – 377<sup>ft</sup>

O.B.: Cart paths, roped spectator area to right, & beyond.

**2021 Hole Ranking** (based on Preliminary Rounds)  
 MPO – 6<sup>th</sup>      FPO – 6<sup>th</sup>



**Average Scores** (based on Preliminary Rounds)

	2021	2020	2019
MPO	2.7	2.8	3.2
FPO	3.3	3.2	3.5

**Par Percentage Rates** (based on Preliminary Rounds)

	< = >			< = >			< = >		
	2021	2020	2019	2021	2020	2019	2021	2020	2019
MPO	58	20	22	53	19	28	28	39	33
FPO	30	30	40	42	11	47	29	23	48

No change from 2021 / 2020 / 2019 (except spectator O.B. area added in 2022 & basket was raised in 2021).

**Average Scores** (based on Preliminary Rounds)

	2021	2020	2019
MPO	2.9	2.9	2.9
FPO	3.5	3.1	3.5

**Par Percentage Rates** (based on Preliminary Rounds)

	< = >			< = >			< = >		
	2021	2020	2019	2021	2020	2019	2021	2020	2019
MPO	30	54	16	32	54	14	28	56	16
FPO	4	61	35	5	79	16	6	59	35

No change from 2021 (except spectator O.B. area added in 2022). Minor change from 2020 / 2019 (was 20' shorter).

# Hole 5

Par 4/5 – 666<sup>ft</sup>



# Hole 6

Par 3/3 – 222<sup>ft</sup>



O.B.: Cart path & prior in front of tee & to right; fence, black top/rope, cart path & beyond; green.

HAZARD: Sand trap.

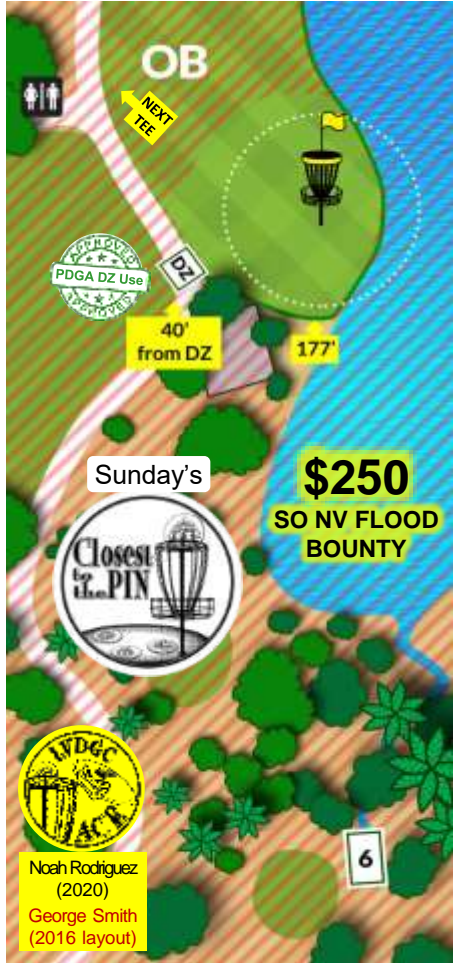
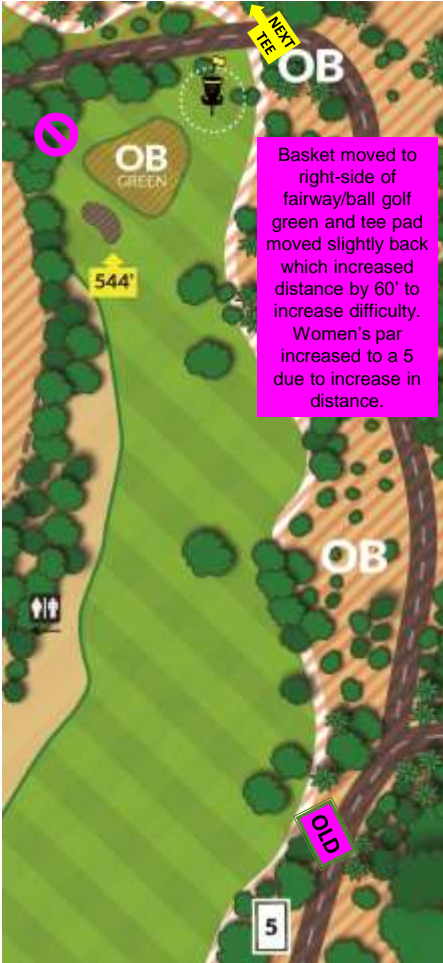
RE-TEE: If any throw from tee pad never crosses in-bounds or lost, take one-stroke penalty and re-tee.

O.B.: Cart path, water/rope, roped spectator area, & beyond.

D.Z.: Disc must come to rest on island from tee. If any throw from tee out-of-bounds or lost, take one-stroke penalty and next shot from the Drop Zone. Follow normal penalty rules thereafter.

**2021 Hole Ranking** (based on Preliminary Rounds)  
MPO – 16<sup>th</sup> FPO – 9<sup>th</sup>

**2021 Hole Ranking** (based on Preliminary Rounds)  
MPO – 15<sup>th</sup> FPO – 11<sup>th</sup>



**Average Scores** (based on Preliminary Rounds)

	2021	2020	2019
MPO	3.5	3.7	4.0
FPO	4.4	4.7	4.4

**Par Percentage Rates** (based on Preliminary Rounds)

	2021			2020			2019		
	<	=	>	<	=	>	<	=	>
MPO	60	29	11	48	36	16	38	36	26
FPO	11	57	32	16	32	52	10	48	42

Minor redesign from 2021 / 2020 / 2019 (was 60' shorter & a Par 4 for Women).

**Average Scores** (based on Preliminary Rounds)

	2021	2020	2019
MPO	2.5	2.8	2.9
FPO	3.2	2.9	3.4

**Par Percentage Rates** (based on Preliminary Rounds)

	2021			2020			2019		
	<	=	>	<	=	>	<	=	>
MPO	59	28	13	45	28	27	41	30	29
FPO	26	33	41	37	37	26	16	29	55

No change from 2021 / 2020 / 2019.

# Hole 7

Par 4/4 – 432ft



# Hole 8

Par 3/4 – 427ft

O.B.: Cart path, water/rope, & beyond.  
 D.Z.: Disc must come to rest in-bounds from tee. If any throw from tee out-of-bounds (including green) or lost, take one-stroke penalty and next shot from Drop Zone. Follow normal penalty rules thereafter.  
 HAZARD: Sand traps.

O.B.: Water, rope, cart path, fence, & beyond.  
 D.Z.: If any throw from tee never crosses in-bounds, O.B. in water, or lost, take one-stroke penalty and next shot from Drop Zone. Follow normal penalty rules thereafter.

**2021 Hole Ranking** (based on Preliminary Rounds)  
 MPO – 11<sup>th</sup>      FPO – 4<sup>th</sup>

**2021 Hole Ranking** (based on Preliminary Rounds)  
 MPO – 7<sup>th</sup>      FPO – 18<sup>th</sup>



**Average Scores** (based on Preliminary Rounds)

	2021	2020	2019
MPO	3.7	3.8	4.0
FPO	4.8	4.0	4.6

**Par Percentage Rates** (based on Preliminary Rounds)

	< = >			< = >			< = >		
	2021			2020			2019		
MPO	43	33	24	41	39	20	38	38	24
FPO	20	22	58	42	37	21	35	23	42

No change from 2021 / 2020 / 2019.

**Average Scores** (based on Preliminary Rounds)

	2021	2020	2019
MPO	2.9	3.1	3.3
FPO	3.7	3.6	4.1

**Par Percentage Rates** (based on Preliminary Rounds)

	< = >			< = >			< = >		
	2021			2020			2019		
MPO	29	53	18	17	61	22	7	65	28
FPO	50	35	15	0	47	53	0	39	61

No change from 2021 / 2020 / 2019  
 (was a Par 3 for Women in 2020 / 2019).


# Hole 9

Par 4/4 – 641ft



O.B.: Cart paths & beyond.

HAZARD: Sand trap.




# Hole 10

Par 4/5 – 721ft

O.B.: Cart paths, rope, & beyond; green.

HAZARD: Sand traps. (Note trap behind basket.)



**2021 Hole Ranking** (based on Preliminary Rounds)  
**MPO** – 17<sup>th</sup>      **FPO** – 7<sup>th</sup> tied



Basket moved 40' longer to increase distance & difficulty.

Jeremy Koling (2021 layout)  
 Jessica Weese (2019 layout)

**2021 Hole Ranking** (based on Preliminary Rounds)  
**MPO** – 9<sup>th</sup>      **FPO** – 17<sup>th</sup>



Tee pad moved across fairway to increase separation from new Basket 9 placement.

4/4/3  
 Women in  
 2021 / 2020 /  
 2019 layout

**Average Scores** (based on Preliminary Rounds)

	2021	2020	2019
MPO	3.4	3.8	3.8
FPO	4.4	4.3	4.3

**Par Percentage Rates** (based on Preliminary Rounds)

	<	=	>	<	=	>	<	=	>
	2021			2020			2019		
MPO	62	30	8	42	44	15	43	39	18
FPO	11	50	39	21	42	37	16	42	42

Minor change from 2021 / 2020 / 2019 (was 40' shorter).

**Average Scores** (based on Preliminary Rounds)

	2021	2020	2019
MPO	3.8	4.0	4.3
FPO	4.8	4.5	4.9

**Par Percentage Rates** (based on Preliminary Rounds)

	<	=	>	<	=	>	<	=	>
	2021			2020			2019		
MPO	46	34	20	40	30	30	27	34	39
FPO	41	39	20	16	47	37	0	35	65

Minor change from 2021 / 2020 / 2019 (was 20' longer & was a Par 4 for Women in 2020 / 2019).

# Hole 11

Par 3/3 – 369<sup>ft</sup>



O.B.: Cart path & prior in front of tee & to right; rope/grass, cart path, & beyond.

RE-TEE: If any throw from tee never crosses in-bounds or lost, take one-stroke penalty and re-tee.

## 2021 Hole Ranking (based on Preliminary Rounds)

MPO – 12<sup>th</sup>

FPO – 15<sup>th</sup>



### Average Scores (based on Preliminary Rounds)

	2021	2020	2019
MPO	2.7	2.6	2.9
FPO	2.9	2.9	3.4

### Par Percentage Rates (based on Preliminary Rounds)

	< = >			< = >			< = >		
	2021			2020			2019		
MPO	40	48	12	45	49	6	26	58	16
FPO	20	67	13	21	63	16	0	61	39

No change from 2021 / 2020 / 2019  
(except basket was raised in 2021).



# Hole 12

Par 3/3 – 386<sup>ft</sup>

O.B.: Cart path & prior in front of tee; roped spectator area to left, cart path, & beyond; green.

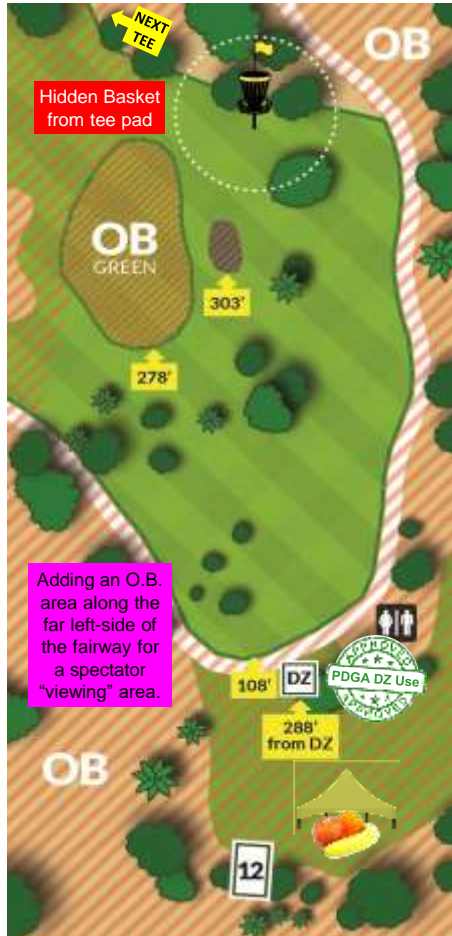
HAZARD: Sand traps.

D.Z.: If any throw from tee never crosses in-bounds or lost, take one-stroke penalty and next shot from Drop Zone. Follow normal penalty rules thereafter.

## 2021 Hole Ranking (based on Preliminary Rounds)

MPO – 8<sup>th</sup>

FPO – 5<sup>th</sup>



### Average Scores (based on Preliminary Rounds)

	2021	2020	2019
MPO	2.9	2.9	3.0
FPO	3.7	3.4	3.6

### Par Percentage Rates (based on Preliminary Rounds)

	< = >			< = >			< = >		
	2021			2020			2019		
MPO	35	48	17	27	56	17	28	50	22
FPO	4	35	61	0	68	32	0	52	48

No change from 2021 / 2020 / 2019  
(except spectator O.B. area added in 2022).

# Hole 13

Par 3/4 – 387<sup>ft</sup>



O.B.: Cart path & prior in front of tee; rope & beyond.  
HAZARD: Sand traps.

D.Z.: If any throw from tee never crosses in-bounds or lost, take one-stroke penalty and next shot from Drop Zone. Follow normal rules thereafter.

**2021 Hole Ranking** (based on Preliminary Rounds)  
MPO – 3<sup>rd</sup> FPO – 14<sup>th</sup>



### Average Scores (based on Preliminary Rounds)

	2021	2020	2019
MPO	3.1	3.2	3.4
FPO	4.1	3.5	4.0

### Par Percentage Rates (based on Preliminary Rounds)

	< = >			< = >			< = >		
	2021			2020			2019		
MPO	10	75	15	6	70	24	6	59	35
FPO	35	30	35	5	58	37	0	35	65

No change from 2021 / 2020 / 2019 (except spectator O.B. area added in 2022 & was a Par 3 for Women in 2020 / 2019).



# Hole 14

Par 4/5 – 798<sup>ft</sup>

O.B.: Rope/cart path to left/behind basket, rope/fence to right, & beyond; green.

CART PATH VARIANCE: One of two holes on course where a portion of the cart path (and prior/beyond) is in bounds (also see Hole 18).

**2021 Hole Ranking** (based on Preliminary Rounds)  
MPO – 4<sup>th</sup> FPO – 7<sup>th</sup> tied



### Average Scores (based on Preliminary Rounds)

	2021	2020	2019
MPO	4.0	4.1	4.4
FPO	5.4	5.4	5.2

### Par Percentage Rates (based on Preliminary Rounds)

	< = >			< = >			< = >		
	2021			2020			2019		
MPO	32	43	25	24	50	26	20	42	38
FPO	17	39	44	0	26	74	0	35	65

No change from 2021 / 2020 / 2019 (except was a Par 4 for Women in 2020 / 2019).



# Hole 15

Par 3/3 – 439ft



O.B.: Cart path & prior in front of tee & right/left; cart path & beyond.

D.Z.: If any throw never crosses in-bounds or lost, take one-stroke penalty and next shot from Drop Zone. Follow normal penalty rules thereafter.

**2021 Hole Ranking** (based on Preliminary Rounds)  
**MPO – 5<sup>th</sup> FPO – 1<sup>st</sup>**



# Hole 16

Par 4/5 – 888ft

O.B.: Cart path & prior in front of tee & left; water/rope, cart path, & beyond; green.

RE-TEE: If any throw from tee pad never crosses in-bounds or lost, take one-stroke penalty and re-tee.

**2021 Hole Ranking** (based on Preliminary Rounds)  
**MPO – 18<sup>th</sup> FPO – 3<sup>rd</sup>**



### Average Scores (based on Preliminary Rounds)

	2021	2020	2019
MPO	3.0	3.1	3.3
FPO	4.2	3.4	3.6

### Par Percentage Rates (based on Preliminary Rounds)

	< = >			< = >			< = >		
	2021			2020			2019		
MPO	13	77	10	7	74	18	1	74	25
FPO	0	17	83	0	68	32	0	48	52

No change from 2021 / 2020 / 2019  
 (except basket raised in 2022).

### Average Scores (based on Preliminary Rounds)

	2021	2020	2019
MPO	4.2	4.0	4.4
FPO	5.9	4.9	5.1

### Par Percentage Rates (based on Preliminary Rounds)

	< = >			< = >			< = >		
	2021			2020			2019		
MPO	76	20	4	38	37	25	22	39	39
FPO	4	43	53	0	53	47	10	19	71

Minor change from 2020 / 2019 (was 110' shorter & a Par 4, & was a Par 5 for Men in 2021).

# Hole 17

Par 3/4 – 457<sup>ft</sup>



# Hole 18

Par 4/5 – 720<sup>ft</sup>

O.B.: Cart path & prior in front of tee & left; green.

D.Z.: If any throw from tee pad never crosses in-bounds or lost, take one-stroke penalty and next shot from Drop Zone. Follow normal penalty rules thereafter.

O.B.: Cart path & prior in front of tee & left until rope (near 312' marker); water/rope & beyond; rocks in between water and cart path; cart path & beyond after rope (near 510' marker); water/rope & beyond behind basket; green.

RE-TEE: If any throw from tee pad never crosses in-bounds or lost, take one-stroke penalty and re-tee.

CART PATH VARIANCE: One of two holes on course where a portion of the cart path (and prior/beyond) is in bounds.

**2021 Hole Ranking (based on Preliminary Rounds)**  
**MPO – 2<sup>nd</sup> FPO – 16<sup>th</sup>**

**2021 Hole Ranking (based on Preliminary Rounds)**  
**MPO – 1<sup>st</sup> FPO – 2<sup>nd</sup>**



**Average Scores (based on Preliminary Rounds)**

	2021	2020	2019
MPO	3.1	3.3	3.4
FPO	3.9	3.7	3.8

**Par Percentage Rates (based on Preliminary Rounds)**

	< = >			< = >			< = >		
	2021			2020			2019		
MPO	15	62	23	12	52	36	8	53	39
FPO	33	52	15	0	63	37	0	39	61

No change from 2021 / 2020 / 2019  
 (was a Par 3 for Women in 2020 / 2019).

**Average Scores (based on Preliminary Rounds)**

	2021	2020	2019
MPO	4.2	4.5	4.3
FPO	6.0	4.7	5.1

**Par Percentage Rates (based on Preliminary Rounds)**

	< = >			< = >			< = >		
	2021			2020			2019		
MPO	28	36	36	17	35	48	18	43	39
FPO	11	28	61	0	58	42	0	29	71

No change from 2021 / 2020 / 2019  
 (was a Par 4 for Women in 2020 / 2019).