

Course Infinite Discs

INFINITE DISCS

Basket, Tee Pad, and Par Changes from 2021 to 2022 LVC layouts noted in pink. Out of Bounds (O.B.) changes shown on individual maps.

Hole	Dist.	M	PAR	F
1	233'	3	3	3
2	324'	3	3	3
3	666'	4	5	5
4	390'	3	3	3
5	370'	3	3	3
6	294'	4	4	4
7	358'	3	3	3
8	735'	4	5	5
9	427'	3	3	3
10	381'	3	4	4
11	430'	3	3	3
12	405'	3	3	3
13	249'	3	3	3
14	405'	3	3	3
15	269'	3	3	3
16	533'	3	4	4
17	345'	3	3	3
18	301'	3	3	3
Total	7,115'	57	61	61
Ave.	395'			

THUR.
thru SAT.
CTP by
DIV. - #6

SUNDAY'S
CTP - #1

DRIVING RANGE

Layout	No.
<300'	4
300' – 399'	7
400' – 499'	4
500' – 599'	1
600' – 699'	1
700' – 799'	1
≥800'	0
Greens in Play	4
Traps in Play	7
Mandatories	0
Islands	4

2021 Summary
Easiest of
Three Courses
4 Aces

Two-Meter Rule is **NOT**
in effect!

All First Place sudden death
play-offs will occur on **Course
Innova**, using Holes 1, 3, & 18.

Out-of-bounds and other
applicable rules depicted on
individual maps.

Hole 1

Par 3/3 – 233^{ft}



O.B.: Cart path & prior in front of tee & to right.
 HAZARD: Sand trap (combined into one large one).
 RE-TEE: If any throw from tee never crosses in-
bounds or lost, take one-stroke penalty and re-tee.

Hole 2

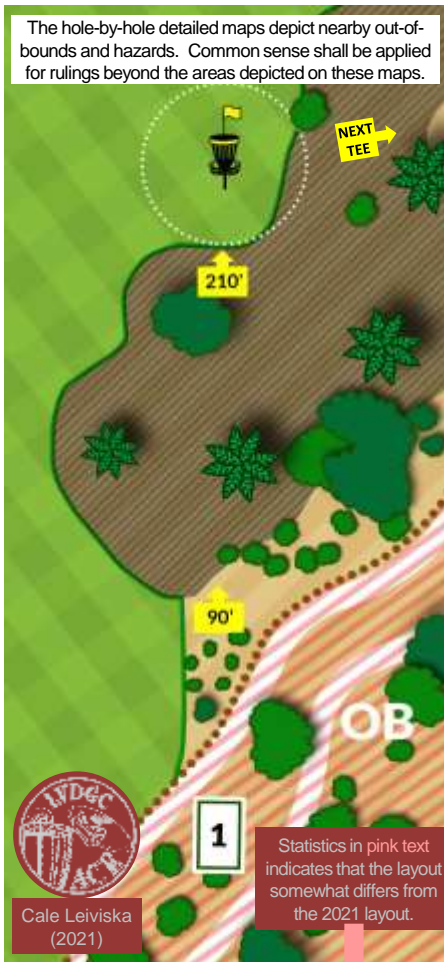
Par 3/3 – 324^{ft}



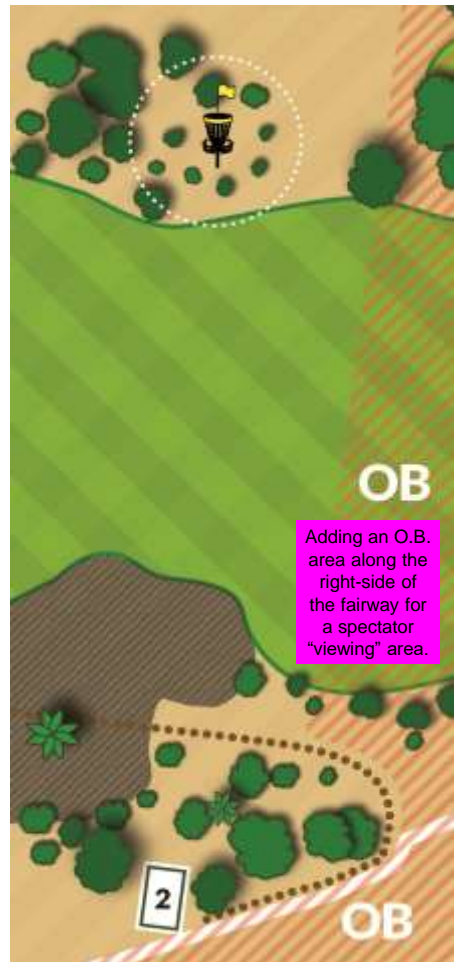
O.B.: Cart path, roped spectator area to right, & beyond.
 HAZARD: Sand trap (combined into one large one).

2021 Hole Ranking (based on Preliminary Rounds)
 MPO – 6th tied FPO – 4th tied

The hole-by-hole detailed maps depict nearby out-of-bounds and hazards. Common sense shall be applied for rulings beyond the areas depicted on these maps.



2021 Hole Ranking (based on Preliminary Rounds)
 MPO – 9th FPO – 4th tied



Average Scores (based on Preliminary Rounds)

	2021	2020	2019
MPO	2.9	3.3	2.6
FPO	3.5	3.5	2.8

Par Percentage Rates (based on Preliminary Rounds)

	<	=	>	<	=	>	<	=	>
	2021			2020			2019		
MPO	29	54	17	19	48	33	47	47	8
FPO	7	48	45	21	42	37	45	32	23

No change from 2021. Minor change from 2020 (tee relocated). Minor change from 2019 (was 40' longer).

Average Scores (based on Preliminary Rounds)

	2021	2020	2019
MPO	2.9	2.8	2.8
FPO	3.5	3.2	3.0

Par Percentage Rates (based on Preliminary Rounds)

	<	=	>	<	=	>	<	=	>
	2021			2020			2019		
MPO	26	60	14	31	56	13	32	61	7
FPO	4	52	44	11	68	21	16	71	13

No change from 2021 / 2020 (except spectator O.B. area added in 2022). Minor change from 2019 ((was 30' longer).

Hole 3

Par 4/5 – 666ft



Hole 4

Par 3/3 – 390ft

O.B.: Cart paths, roped spectator area behind tee, & beyond.

D.Z.: If any throw from tee O.B. left of fairway or lost, take one-stroke penalty and next shot from drop zone. Follow normal penalty rules thereafter.

O.B.: Cart path & prior in front of tee & to left/right; cart path & beyond behind/right of basket; green.

HAZARD: Sand trap.

RE-TEE: If any throw from tee never crosses in-bounds, take one-stroke penalty and re-tee.

2021 Hole Ranking (based on Preliminary Rounds)
MPO – 16th FPO – 7th

2021 Hole Ranking (based on Preliminary Rounds)
MPO – 5th FPO – 1st



Average Scores (based on Preliminary Rounds)

	2021	2020	2019
MPO	3.4	3.7	3.5
FPO	4.4	3.7	4.2

Par Percentage Rates (based on Preliminary Rounds)

	< = >	< = >	< = >
	2021	2020	2019
MPO	63 30 7	50 35 15	60 29 11
FPO	15 46 39	47 37 16	19 52 29

Minor change from 2021 / 2020 / 2019 (was 60' shorter & a Par 4 for Women in 2020 / 2019).

Average Scores (based on Preliminary Rounds)

	2021	2020	2019
MPO	2.9	2.9	2.7
FPO	3.6	3.4	3.0

Par Percentage Rates (based on Preliminary Rounds)

	< = >	< = >	< = >
	2021	2020	2019
MPO	26 58 16	31 52 17	41 49 10
FPO	2 54 44	11 57 32	19 71 10

No change from 2021 / 2020 / 2019 (except basket was raised in 2021).

Hole 5

Par 3/3 – 370ft



Hole 6

Par 4/4 – 294ft

O.B.: Cart path & prior in front of tee & to left/right; roped spectator area to right, water/rope, cart path behind/right of basket, & beyond; green.

HAZARD: Sand trap.

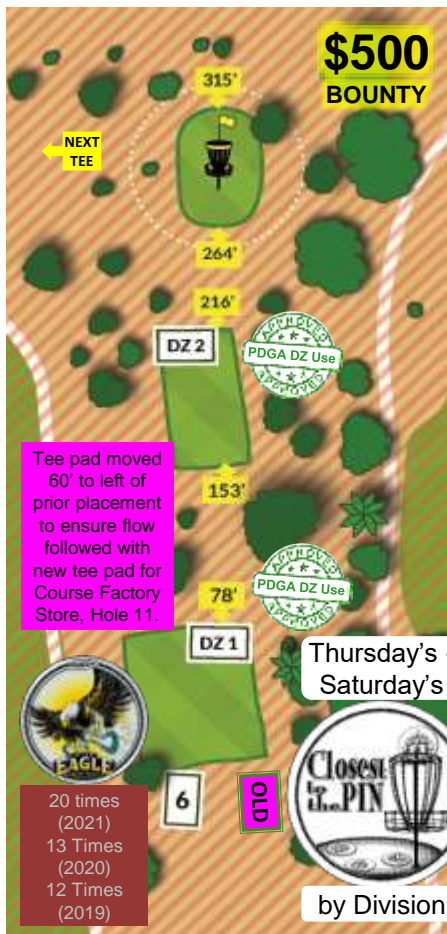
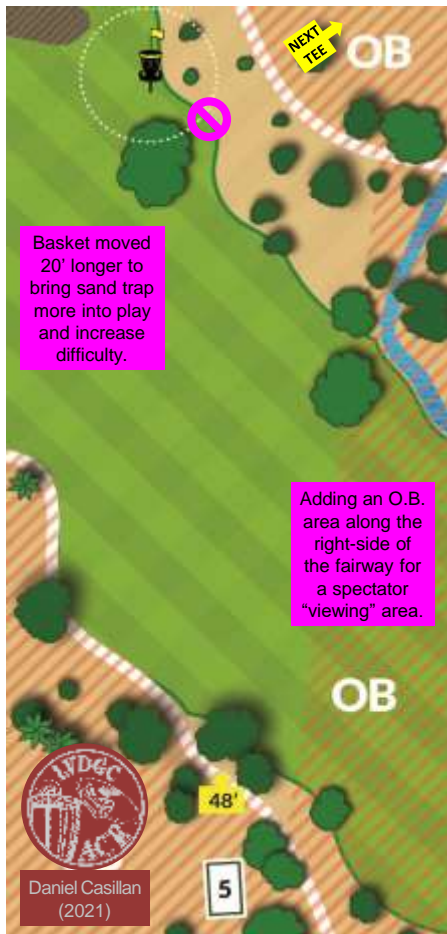
RE-TEE: If any throw from tee never crosses in-bounds, take one-stroke penalty and re-tee.

O.B.: Off roped islands.

D.Z.: Disc must come to rest on an island from tee. If any throw from tee out-of-bounds, take one-stroke penalty & next shot from the 1st Drop Zone. If subsequent throw anywhere out-of-bounds, take one-stroke penalty & next shot from the 2nd Drop Zone. Follow normal penalty rules thereafter.

2021 Hole Ranking (based on Preliminary Rounds)
MPO – 14th FPO – 9th

2021 Hole Ranking (based on Preliminary Rounds)
MPO – 15th FPO – 15th tied



Average Scores (based on Preliminary Rounds)									
	2021			2020			2019		
MPO	2.7	5.5	6	2.6	4.5	6	2.7	3.8	5.4
FPO	3.3	6.8	25	3.0	16	68	3.2	6	71

Par Percentage Rates (based on Preliminary Rounds)									
	2021			2020			2019		
MPO	39	55	6	45	46	9	38	54	8
FPO	7	68	25	16	68	16	6	71	23

Minor change from 2021 / 2020 / 2019 (was 20' shorter & spectator O.B. area added in 2022).

Average Scores (based on Preliminary Rounds)									
	2021			2020			2019		
MPO	3.6	10	19	3.9	54	16	3.9	48	20
FPO	4.1	33	33	3.9	42	32	4.8	19	26

Par Percentage Rates (based on Preliminary Rounds)									
	2021			2020			2019		
MPO	71	10	19	54	16	30	48	20	32
FPO	50	17	33	42	32	26	19	26	55

No change from 2021 / 2020 / 2019 (except tee pad shifted slightly).

Hole 7

Par 3/3 – 358^{ft}



Hole 8

Par 4/5 – 735^{ft}

O.B.: Cart paths & beyond.

O.B.: Cart path & prior in front of tee & to left; cart path, water/rope, fence/rope, & beyond; green.

RE-TEE: If any throw from tee never crosses in-bounds or lost, take one-stroke penalty and re-tee.

2021 Hole Ranking (based on Preliminary Rounds)

MPO – 10th

FPO – 13th

2021 Hole Ranking (based on Preliminary Rounds)

MPO – 2nd

FPO – 14th



Average Scores (based on Preliminary Rounds)

	2021	2020	2019
MPO	2.8	2.9	2.7
FPO	3.1	3.2	3.2

Par Percentage Rates (based on Preliminary Rounds)

	< = >			< = >			< = >		
	2021			2020			2019		
MPO	29	59	12	25	61	15	39	54	7
FPO	13	70	17	11	68	21	10	71	19

No change from 2021 / 2020. Minor change from 2019 (was 40' longer).

Average Scores (based on Preliminary Rounds)

	2021	2020	2019
MPO	4.2	3.4	3.5
FPO	5.1	3.5	4.3

Par Percentage Rates (based on Preliminary Rounds)

	< = >			< = >			< = >		
	2021			2020			2019		
MPO	15	51	34	67	26	7	56	33	11
FPO	39	26	35	63	32	5	16	45	39

No change from 2021. Minor change from 2020 / 2019 (was 170' shorter & a Par 4 for Women).

Hole 9

Par 3/3 – 427ft



Hole 10

Par 3/4 – 381ft



O.B.: Cart path, fence/rope, & beyond.

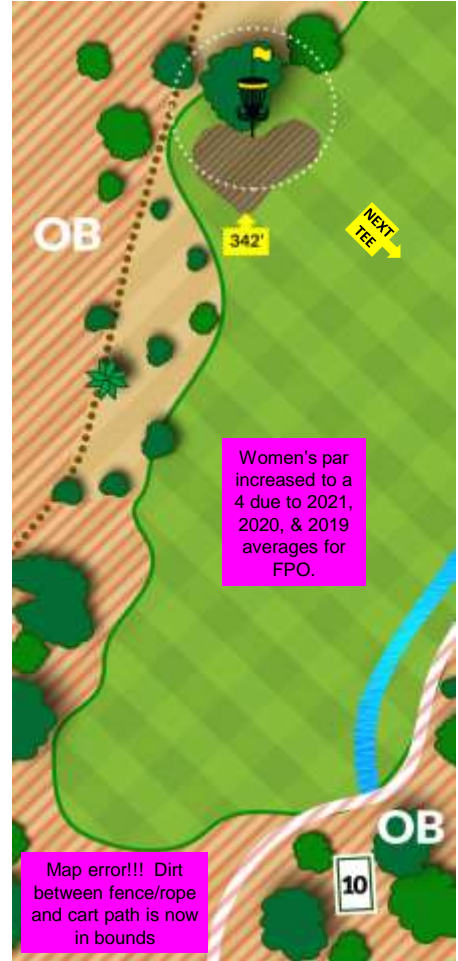
O.B.: Cart path & prior in front of tee & to right, fence/rope & beyond.

HAZARD: Sand trap.

RE-TEE: If any throw from tee pad never crosses in-bounds, take one-stroke penalty and re-tee.

2021 Hole Ranking (based on Preliminary Rounds)
MPO – 18th FPO – 10th tied

2021 Hole Ranking (based on Preliminary Rounds)
MPO – 3rd FPO – 2nd



Average Scores (based on Preliminary Rounds)

	2021	2020	2019
MPO	3.4	3.4	3.5
FPO	4.3	4.3	4.4

Par Percentage Rates (based on Preliminary Rounds)

	<	=	>	<	=	>	<	=	>
	2021			2020			2019		
MPO	69	26	5	67	29	4	64	24	13
FPO	19	48	33	16	58	26	6	59	35

Major change from 2021 / 2020 / 2019 (was 170' longer & a Par 4).

Average Scores (based on Preliminary Rounds)

	2021	2020	2019
MPO	3.2	3.2	3.2
FPO	3.6	3.6	3.5

Par Percentage Rates (based on Preliminary Rounds)

	<	=	>	<	=	>	<	=	>
	2021			2020			2019		
MPO	10	65	25	11	65	24	6	72	22
FPO	2	52	46	0	58	42	0	68	32

No changes from 2021 / 2020 / 2019 (except was a Par 3 for Women).

Hole 11

Par 3/3 – 430ft



Hole 12

Par 3/3 – 405ft

O.B.: Cart path & prior in front of tee & to right, fence/rope, water/rope area, cart path behind basket, & beyond.

O.B.: Cart path/grass behind tee; water/rope & beyond.

RE-TEE: If any throw from tee never crosses in-bounds, take one-stroke penalty and re-tee.

CART PATH VARIANCE: Only hole on course where the cart path (and prior/beyond) is in bounds.

2021 Hole Ranking (based on Preliminary Rounds)

MPO – 4th

FPO – 18th

2021 Hole Ranking (based on Preliminary Rounds)

MPO – 11th

FPO – 8th



Average Scores (based on Preliminary Rounds)

	2021	2020	2019
MPO	3.0	3.1	3.4
FPO	3.4	3.4	4.4

Par Percentage Rates (based on Preliminary Rounds)

	< = >			< = >			< = >		
	2021			2020			2019		
MPO	23	62	15	15	63	22	72	20	8
FPO	70	22	8	0	63	37	19	49	32

No change from 2021 / 2020 (excepted was a Par 4 for Women in 2021). Minor change from 2019 (was 70' longer & a Par 4).

Average Scores (based on Preliminary Rounds)

	2021	2020	2019
MPO	2.8	2.9	2.6
FPO	3.4	3.3	3.0

Par Percentage Rates (based on Preliminary Rounds)

	< = >			< = >			< = >		
	2021			2020			2019		
MPO	26	65	9	18	77	5	39	58	3
FPO	4	63	33	0	63	37	10	77	13

No change from 2021 / 2020. Minor change from 2019 (was 30' shorter).

Hole 13

Par 3/3 – 249ft



Hole 14

Par 3/3 – 405ft



O.B.: Cart path & prior in front of tee; cart path & beyond behind basket; green.

HAZARD: Sand traps.

RE-TEE: If any throw from tee never crosses in-bounds, take one-stroke penalty and re-tee.

O.B.: Cart path, roped spectator area behind basket, & beyond.

HAZARD: Sand traps

2021 Hole Ranking (based on Preliminary Rounds)

MPO – 6th tied

FPO – 10th tied

2021 Hole Ranking (based on Preliminary Rounds)

MPO – 13th

FPO – 3rd



Average Scores (based on Preliminary Rounds)

	2021	2020	2019
MPO	2.9	2.9	2.8
FPO	3.3	3.1	3.1

Par Percentage Rates (based on Preliminary Rounds)

	<	=	>	<	=	>	<	=	>
	2021			2020			2019		
MPO	24	62	12	32	49	19	46	32	22
FPO	9	63	28	16	63	21	19	55	26

No change from
2021 / 2020 / 2019.

Average Scores (based on Preliminary Rounds)

	2021	2020	2019
MPO	2.8	2.9	2.8
FPO	3.5	3.4	3.4

Par Percentage Rates (based on Preliminary Rounds)

	<	=	>	<	=	>	<	=	>
	2021			2020			2019		
MPO	32	57	11	27	60	13	27	64	9
FPO	2	54	44	0	53	47	0	65	35

No change from 2021 / 2020 / 2019 (except spectator
O.B. area added in 2022 & was Hole 18 in 2020 / 2019).

Hole 15

Par 3/3 – 269ft



O.B.: Cart path & prior in front of tee & to right. Cart paths, roped spectator area behind basket, & beyond.

RE-TEE: If any throw from tee never crosses in-bounds or lost, take one-stroke penalty and re-tee.

2021 Hole Ranking (based on Preliminary Rounds)

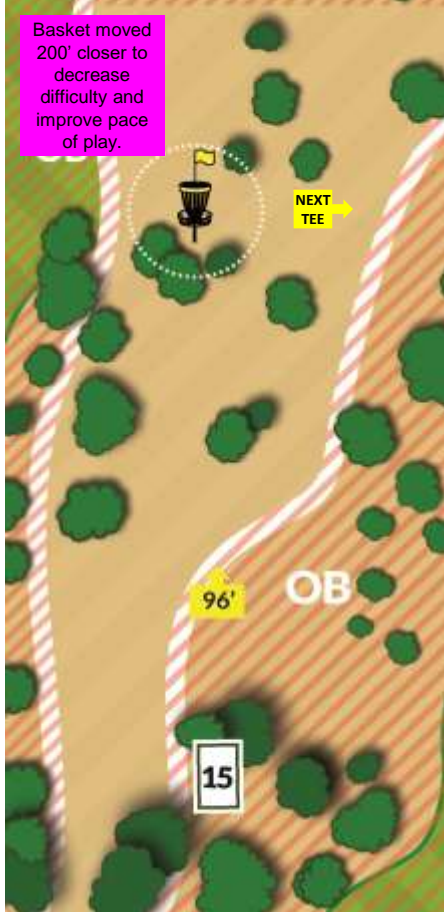
MPO – 1st

FPO – 15th



Adding an O.B. area behind the basket for a spectator "viewing" area.

Basket moved 200' closer to decrease difficulty and improve pace of play.



Average Scores (based on Preliminary Rounds)

	2021	2020	2019
MPO	3.6	2.7	2.7
FPO	4.1	3.1	3.0

Par Percentage Rates (based on Preliminary Rounds)

	< = >			< = >			< = >		
	2021			2020			2019		
MPO	1	53	46	39	52	9	43	50	7
FPO	17	63	20	26	63	11	6	81	13

Major changes from 2021 / 2020 / 2019 (was 200' longer / 60' longer / 60' longer & was Hole 17 in 2020 / 2019).



Hole 16

Par 3/4 – 533ft

O.B.: Cart paths & beyond; green.

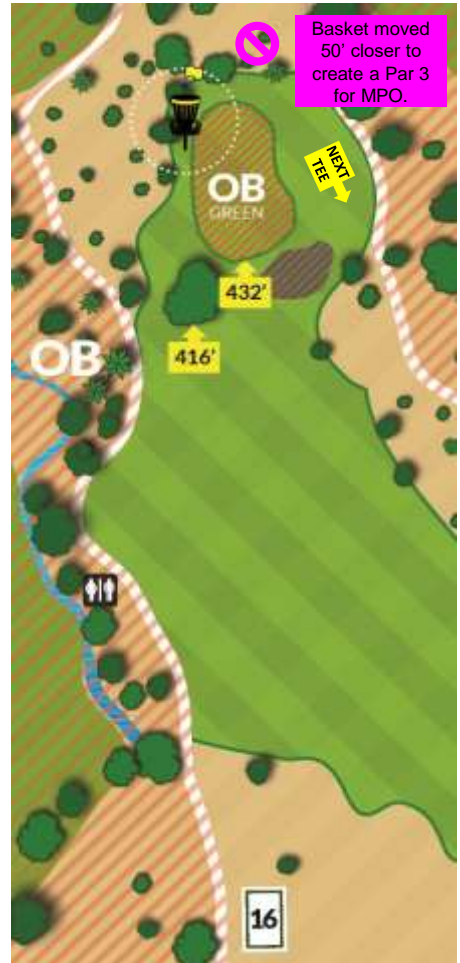
HAZARD: Sand traps.

2021 Hole Ranking (based on Preliminary Rounds)

MPO – 17th

FPO – 17th

Basket moved 50' closer to create a Par 3 for MPO.



Average Scores (based on Preliminary Rounds)

	2021	2020	2019
MPO	3.4	3.1	3.1
FPO	4.0	3.7	3.5

Par Percentage Rates (based on Preliminary Rounds)

	< = >			< = >			< = >		
	2021			2020			2019		
MPO	62	35	3	20	55	25	18	58	24
FPO	35	37	28	0	79	21	45	52	3

Minor change from 2021 (was 50' longer & Par 4 for Men).
Major change from 2020 / 2019 (was 80' shorter, Par 3 for Women, & Hole 14 in 2020 / 2019).

Hole 17

Par 3/3 – 345ft



Hole 18

Par 3/3 – 301ft



O.B.: Cart path & beyond.

O.B.: Cart path & prior well in front of tee; cart path, rope, & beyond.

D.Z.: Disc must come to rest on island from tee. If any throw from tee out-of-bounds or lost, take one-stroke penalty and next shot from the Drop Zone. Follow normal penalty rules thereafter.

2021 Hole Ranking (based on Preliminary Rounds)
MPO – 8th FPO – 12th

2021 Hole Ranking (based on Preliminary Rounds)
MPO – 12th FPO – 6th



Andrew Filimoehala (2021)



Vincent Polodori (2021)

Average Scores (based on Preliminary Rounds)

	2021	2020	2019
MPO	2.9	2.8	2.7
FPO	3.2	3.0	3.1

Par Percentage Rates (based on Preliminary Rounds)

	2021			2020			2019		
	<	=	>	<	=	>	<	=	>
MPO	32	54	21	39	46	15	43	47	11
FPO	4	72	24	11	73	16	10	81	10

No change from 2021 / 2020 / 2019 (except basket was floating in 2021 & was Hole 15 in 2020 / 2019).

Average Scores (based on Preliminary Rounds)

	2021	2020	2019
MPO	2.8	NA	NA
FPO	3.5	NA	NA

Par Percentage Rates (based on Preliminary Rounds)

	2021			2020			2019		
	<	=	>	<	=	>	<	=	>
MPO	43	38	19	NA	NA	NA	NA	NA	NA
FPO	7	59	34	NA	NA	NA	NA	NA	NA

No change from 2021.

Redesigned hole from 2020 / 2019.