

Course Innova Champion Discs

| Hole | Ft | DIST. | M | M | PAR | F |
|--------------|---------------|--------------|-----------|-----------|-----|---|
| 1 | 353' | 108 | 3 | 3 | 3 | 3 |
| 2 | 270' | 82 | 3 | 3 | 3 | 3 |
| 3 | 260' | 79 | 3 | 3 | 3 | 3 |
| 4 | 384' | 117 | 3 | 3 | 3 | 3 |
| 5 | 642' | 196 | 4 | 5 | 4 | 5 |
| 6 | 222' | 68 | 3 | 3 | 3 | 3 |
| 7 | 417' | 127 | 4 | 4 | 4 | 4 |
| 8 | 417' | 127 | 3 | 4 | 3 | 4 |
| 9 | 641' | 195 | 4 | 5 | 4 | 5 |
| 10 | 721' | 220 | 4 | 5 | 4 | 5 |
| 11 | 357' | 109 | 3 | 3 | 3 | 3 |
| 12 | 363' | 111 | 3 | 3 | 3 | 3 |
| 13 | 375' | 114 | 3 | 4 | 3 | 4 |
| 14 | 777' | 237 | 4 | 5 | 4 | 5 |
| 15 | 439' | 134 | 3 | 3 | 3 | 3 |
| 16 | 888' | 271 | 4 | 5 | 4 | 5 |
| 17 | 516' | 157 | 3 | 4 | 3 | 4 |
| 18 | 720' | 219 | 4 | 5 | 4 | 5 |
| Total | 8,762' | 2,671 | 61 | 70 | | |
| Ave. | 487' | 148 | | | | |

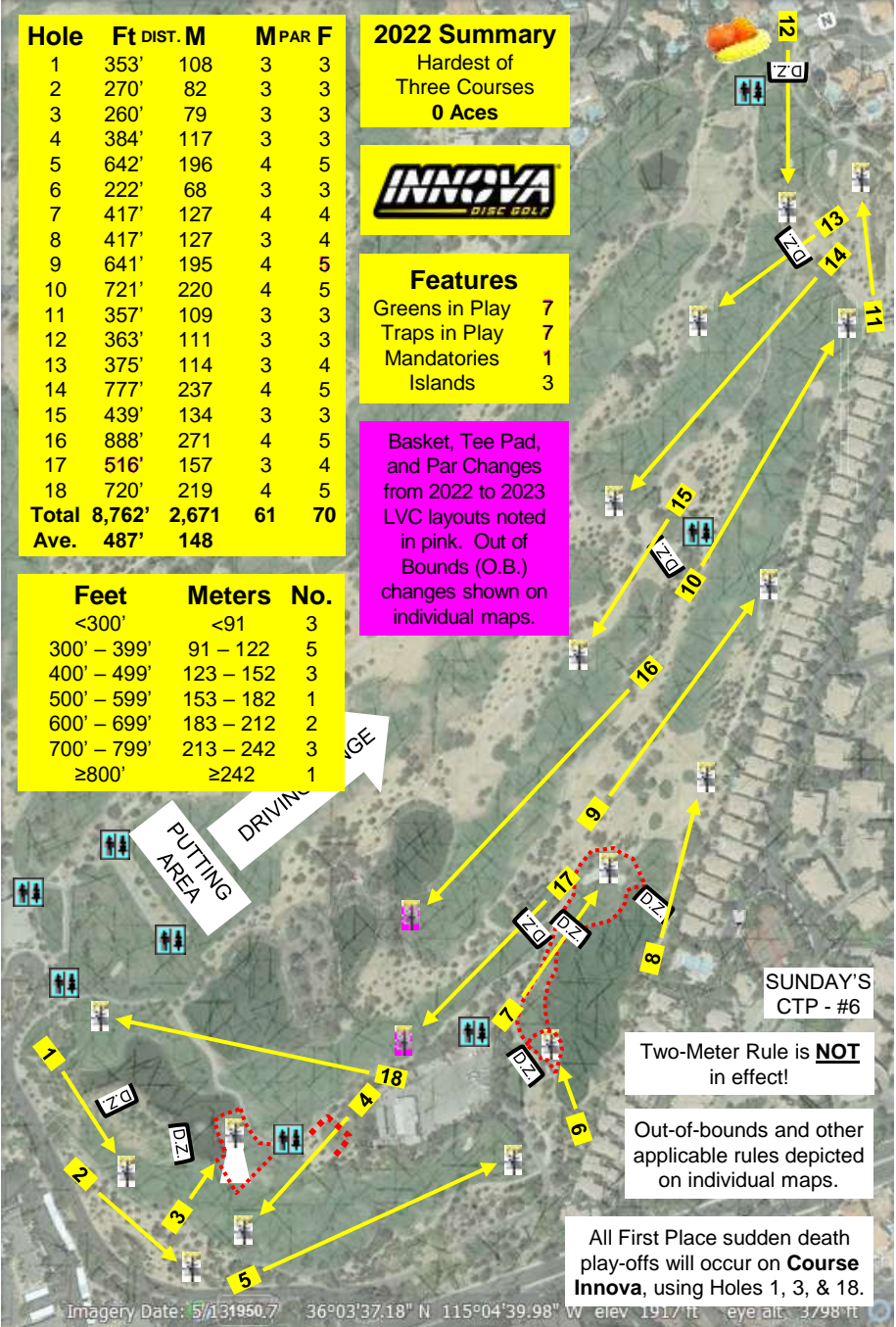
2022 Summary
 Hardest of
 Three Courses
0 Aces



Features
 Greens in Play 7
 Traps in Play 7
 Mandatories 1
 Islands 3

Basket, Tee Pad, and Par Changes from 2022 to 2023 LVC layouts noted in pink. Out of Bounds (O.B.) changes shown on individual maps.

| Feet | Meters | No. |
|-------------|-----------|-----|
| <300' | <91 | 3 |
| 300' - 399' | 91 - 122 | 5 |
| 400' - 499' | 123 - 152 | 3 |
| 500' - 599' | 153 - 182 | 1 |
| 600' - 699' | 183 - 212 | 2 |
| 700' - 799' | 213 - 242 | 3 |
| ≥800' | ≥242 | 1 |



Two-Meter Rule is **NOT** in effect!

Out-of-bounds and other applicable rules depicted on individual maps.

All First Place sudden death play-offs will occur on **Course Innova**, using Holes 1, 3, & 18.

Hole 1

Par: 3 (M) / 3 (F)
Dist.: 353' / 108m



Hole 2

Par: 3 (M) / 3 (F)
Dist.: 270' / 82m



O.B.: Water/rope & prior in front of tee; cart path to right, water/rope to left, & beyond.

D.Z.: If any throw from tee never crosses in-bounds or lost, take one-stroke penalty and next shot from Drop Zone. Follow normal penalty rules thereafter.

O.B.: Cart path to left, roped spectator area to left, street curbing/temporary pedestrian fencing (whichever is closer to fairway) to left, & beyond.

2022 Hole Ranking (based on Preliminary Rounds)
MPO – 11th FPO – 5th

2022 Hole Ranking (based on Preliminary Rounds)
MPO – 17th FPO – 16th



The hole-by-hole detailed maps depict nearby out-of-bounds and hazards. Common sense shall be applied for rulings beyond the areas depicted on these maps.

Statistics in red text indicates that the current layout somewhat differs from prior years.



Average Scores (based on Preliminary Rounds)

| | 2022 | 2021 | 2020 |
|-----|------|------|------|
| MPO | 2.9 | 2.8 | 2.9 |
| FPO | 3.2 | 3.2 | 3.2 |

Average Scores (based on Preliminary Rounds)

| | 2022 | 2021 | 2020 |
|-----|------|------|------|
| MPO | 2.6 | 2.7 | 2.9 |
| FPO | 2.8 | 3.2 | 3.1 |

Par Percentage Rates (based on Preliminary Rounds)

| | 2022 | | | 2021 | | | 2020 | | |
|-----|------|----|----|------|----|----|------|----|----|
| | < | = | > | < | = | > | < | = | > |
| MPO | 32 | 55 | 11 | 32 | 59 | 9 | 23 | 63 | 14 |
| FPO | 5 | 67 | 28 | 4 | 83 | 13 | 0 | 79 | 21 |

Par Percentage Rates (based on Preliminary Rounds)

| | 2022 | | | 2021 | | | 2020 | | |
|-----|------|----|---|------|----|----|------|----|----|
| | < | = | > | < | = | > | < | = | > |
| MPO | 44 | 51 | 5 | 33 | 64 | 3 | 34 | 59 | 7 |
| FPO | 32 | 61 | 7 | 13 | 63 | 24 | 11 | 73 | 16 |

No change from 2022.
Minor change from 2021 / 2020 (40' longer).

No real change from 2022 / 2021 / 2020
(spectator O.B. area added in 2022).

Hole 3

Par: 3 (M) / 3 (F)
Dist.: 260' / 79m



Hole 4

Par: 3 (M) / 3 (F)
Dist.: 384' / 117m

O.B.: **Not on the island.**

D.Z.: Disc must come to rest on island from tee. If any throw from tee out-of-bounds or lost, take one-stroke penalty and next shot from the Drop Zone. Follow normal penalty rules thereafter.

O.B.: Wall to left, cart paths long & to right, roped spectator area to right, & beyond.

MANDATORY: The metal arch.

RE-TEE: If any throw from tee misses mandatory or lost, take one-stroke penalty and re-tee.

2022 Hole Ranking (based on Preliminary Rounds)
MPO – 14th FPO – 10th

2022 Hole Ranking (based on Preliminary Rounds)
MPO – 9th tied FPO – 4th



Average Scores (based on Preliminary Rounds)

| | 2022 | 2021 | 2020 |
|-----|------|------|------|
| MPO | 2.8 | 2.7 | 2.8 |
| FPO | 3.1 | 3.3 | 3.2 |

Par Percentage Rates (based on Preliminary Rounds)

| | < = > | | | < = > | | | < = > | | |
|-----|-------|------|------|-------|------|------|-------|------|------|
| | 2022 | 2021 | 2020 | 2022 | 2021 | 2020 | 2022 | 2021 | 2020 |
| MPO | 52 | 26 | 22 | 58 | 20 | 22 | 53 | 19 | 28 |
| FPO | 33 | 35 | 32 | 30 | 30 | 40 | 42 | 11 | 47 |

No real change from 2022 / 2021 / 2020 (island smaller in 2023 / spectator O.B. added in 2022 / basket raised in 2021).

Average Scores (based on Preliminary Rounds)

| | 2022 | 2021 | 2020 |
|-----|------|------|------|
| MPO | 2.9 | 2.9 | 2.9 |
| FPO | 3.3 | 3.5 | 3.1 |

Par Percentage Rates (based on Preliminary Rounds)

| | < = > | | | < = > | | | < = > | | |
|-----|-------|------|------|-------|------|------|-------|------|------|
| | 2022 | 2021 | 2020 | 2022 | 2021 | 2020 | 2022 | 2021 | 2020 |
| MPO | 33 | 53 | 14 | 30 | 54 | 16 | 32 | 54 | 14 |
| FPO | 2 | 70 | 28 | 4 | 61 | 35 | 5 | 76 | 16 |

No real change from 2022 / 2021 / 2020 (triple mando added in 2023 / spectator O.B. added in 2022 / 20' shorter in 2020).

Hole 5

Par: 4 (M) / 5 (F)
Dist.: 642' / 196m



Hole 6

Par: 3 (MP) / 3 (F)
Dist.: 222' / 68m



O.B.: Cart path & prior in front of tee; rope to left, road/rope long, cart path to right, & beyond; green.

HAZARD: Sand trap.

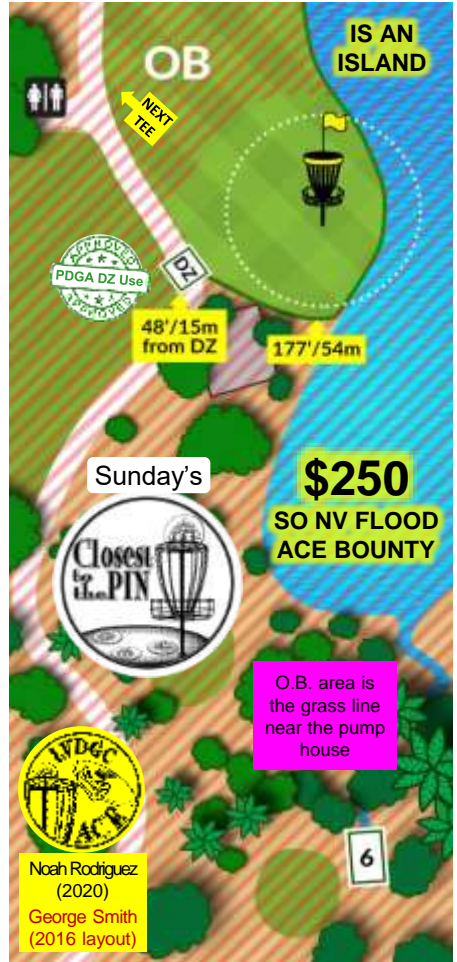
RE-TEE: If any throw from tee pad never crosses in-bounds or lost, take one-stroke penalty and re-tee.

O.B.: **Not on the island.**

D.Z.: Disc must come to rest on island from tee. If any throw from tee out-of-bounds or lost, take one-stroke penalty and next shot from the Drop Zone. Follow normal penalty rules thereafter.

2022 Hole Ranking (based on Preliminary Rounds)
MPO – 13th FPO – 14th tied

2022 Hole Ranking (based on Preliminary Rounds)
MPO – 15th FPO – 12th



| Average Scores (based on Preliminary Rounds) | | | |
|--|------|------|------|
| | 2022 | 2021 | 2020 |
| MPO | 3.8 | 3.5 | 3.7 |
| FPO | 4.8 | 4.4 | 4.7 |

| Par Percentage Rates (based on Preliminary Rounds) | | | |
|--|----------|----------|----------|
| | < = > | < = > | < = > |
| | 2022 | 2021 | 2020 |
| MPO | 52 30 18 | 60 29 11 | 48 36 16 |
| FPO | 44 38 18 | 11 57 32 | 16 32 52 |

No real change from 2022 (O.B. added to left in 2023). **Minor change from 2021 / 2020 (60' shorter & Par 4 for Women).**

| Average Scores (based on Preliminary Rounds) | | | |
|--|------|------|------|
| | 2022 | 2021 | 2020 |
| MPO | 2.7 | 2.5 | 2.8 |
| FPO | 2.9 | 3.2 | 2.9 |

| Par Percentage Rates (based on Preliminary Rounds) | | | |
|--|----------|----------|----------|
| | < = > | < = > | < = > |
| | 2022 | 2021 | 2020 |
| MPO | 53 29 18 | 59 28 13 | 45 28 27 |
| FPO | 35 37 28 | 26 33 41 | 37 37 26 |

No real change from 2022 / 2021 / 2020 (O.B. slightly changed near pump house in 2023).

Hole 7

Par: 4 (M) / 4 (F)
Dist.: 417' / 127m



Hole 8

Par: 3 (M) / 4 (F)
Dist.: 417' / 127m

O.B.: **Not on the island.**

D.Z.: Disc must come to rest in-bounds from tee. If any throw from tee out-of-bounds (including green) or lost, take one-stroke penalty and next shot from Drop Zone. Follow normal penalty rules thereafter.

HAZARD: Sand traps.

O.B.: Water, rope to left, cart path to left & long, fence to right, & beyond.

D.Z.: If any throw from tee never crosses in-bounds, O.B. in water, or lost, take one-stroke penalty and next shot from Drop Zone. Follow normal penalty rules thereafter.

2022 Hole Ranking (based on Preliminary Rounds)
MPO – 16th FPO – 2nd tied



2022 Hole Ranking (based on Preliminary Rounds)
MPO – 5th FPO – 17th



Average Scores (based on Preliminary Rounds)

| | 2022 | 2021 | 2020 |
|-----|------|------|------|
| MPO | 3.6 | 3.7 | 3.8 |
| FPO | 4.2 | 4.8 | 4.0 |

Par Percentage Rates (based on Preliminary Rounds)

| | < = > | | | < = > | | | < = > | | |
|-----|-------|----|----|-------|----|----|-------|----|----|
| | 2022 | | | 2021 | | | 2020 | | |
| MPO | 48 | 38 | 14 | 43 | 33 | 24 | 41 | 39 | 20 |
| FPO | 17 | 33 | 50 | 20 | 22 | 58 | 42 | 37 | 21 |

No change from
2022 / 2021 / 2020.

Average Scores (based on Preliminary Rounds)

| | 2022 | 2021 | 2020 |
|-----|------|------|------|
| MPO | 3.0 | 2.9 | 3.1 |
| FPO | 3.7 | 3.7 | 3.7 |

Par Percentage Rates (based on Preliminary Rounds)

| | < = > | | | < = > | | | < = > | | |
|-----|-------|----|----|-------|----|----|-------|----|----|
| | 2022 | | | 2021 | | | 2020 | | |
| MPO | 19 | 69 | 12 | 29 | 53 | 18 | 17 | 61 | 22 |
| FPO | 48 | 40 | 12 | 50 | 35 | 15 | 0 | 47 | 53 |

No change from 2022 / 2021 / 2020
(Par 3 for Women in 2020).

Hole 9

Par: 4 (M) / 5 (F)
Dist.: 641' / 195m



O.B.: Cart path to left & right & beyond.
HAZARD: Sand trap.

Hole 10

Par: 4 (M) / 5 (F)
Dist.: 721' / 220m



O.B.: Cart path to left & right, rope to right & long, & beyond; green.
HAZARD: Sand traps. (Note trap behind basket.)

2022 Hole Ranking (based on Preliminary Rounds)
MPO – 12th FPO – 1st



Average Scores (based on Preliminary Rounds)

| | 2022 | 2021 | 2020 |
|-----|------|------|------|
| MPO | 3.9 | 3.4 | 3.8 |
| FPO | 4.7 | 4.4 | 4.3 |

Par Percentage Rates (based on Preliminary Rounds)

| | < = > | | | < = > | | | < = > | | |
|-----|-------|------|------|-------|------|------|-------|------|------|
| | 2022 | 2021 | 2020 | 2022 | 2021 | 2020 | 2022 | 2021 | 2020 |
| MPO | 41 | 38 | 21 | 62 | 30 | 8 | 42 | 44 | 15 |
| FPO | 5 | 44 | 51 | 11 | 50 | 39 | 21 | 42 | 37 |

No real change from 2022 (Par 5 for Women in 2023). Minor change from 2021 / 2020 (40' shorter).

2022 Hole Ranking (based on Preliminary Rounds)
MPO – 9th tied FPO – 13th



Average Scores (based on Preliminary Rounds)

| | 2022 | 2021 | 2020 |
|-----|------|------|------|
| MPO | 3.9 | 3.8 | 4.0 |
| FPO | 4.9 | 4.8 | 4.5 |

Par Percentage Rates (based on Preliminary Rounds)

| | < = > | | | < = > | | | < = > | | |
|-----|-------|------|------|-------|------|------|-------|------|------|
| | 2022 | 2021 | 2020 | 2022 | 2021 | 2020 | 2022 | 2021 | 2020 |
| MPO | 40 | 38 | 22 | 46 | 34 | 20 | 40 | 30 | 30 |
| FPO | 48 | 30 | 22 | 41 | 39 | 2 | 16 | 47 | 37 |

No change from 2022. Minor change from 2021 / 2020 (20' longer & tee opposite side of fairway).

Hole 11

Par: 3 (M) / 3 (F)
Dist.: 357' / 109m



Hole 12

Par: 3 (M) / 3 (F)
Dist.: 363' / 111m

O.B.: Cart path, rope & prior in front of tee; rope/grass to left, cart path to right & long, **waterway to right**, & beyond.

RE-TEE: If any throw from tee never crosses in-bounds or lost, take one-stroke penalty and re-tee.

O.B.: Cart path & prior in front of tee; roped spectator area to left, cart path, & beyond; green.

HAZARD: Sand traps.

D.Z.: If any throw from tee never crosses in-bounds or lost, take one-stroke penalty and next shot from Drop Zone. Follow normal penalty rules thereafter.

2022 Hole Ranking (based on Preliminary Rounds)
MPO – 18th FPO – 6th tied



2022 Hole Ranking (based on Preliminary Rounds)
MPO – 8th FPO – 6th tied



Average Scores (based on Preliminary Rounds)

| | 2022 | 2021 | 2020 |
|-----|------|------|------|
| MPO | 2.5 | 2.7 | 2.6 |
| FPO | 3.2 | 2.9 | 2.9 |

Average Scores (based on Preliminary Rounds)

| | 2022 | 2021 | 2020 |
|-----|------|------|------|
| MPO | 2.9 | 2.9 | 2.9 |
| FPO | 3.2 | 3.7 | 3.4 |

Par Percentage Rates (based on Preliminary Rounds)

| | < = > | | | < = > | | | < = > | | |
|-----|-------|----|----|-------|----|----|-------|----|----|
| | 2022 | | | 2021 | | | 2020 | | |
| MPO | 49 | 47 | 4 | 40 | 48 | 12 | 45 | 49 | 6 |
| FPO | 7 | 70 | 23 | 20 | 67 | 13 | 21 | 63 | 16 |

Par Percentage Rates (based on Preliminary Rounds)

| | < = > | | | < = > | | | < = > | | |
|-----|-------|----|----|-------|----|----|-------|----|----|
| | 2022 | | | 2021 | | | 2020 | | |
| MPO | 33 | 46 | 21 | 35 | 48 | 17 | 27 | 56 | 17 |
| FPO | 7 | 70 | 23 | 4 | 35 | 61 | 0 | 68 | 32 |

No real change from 2022 / 2021 / 2020 (O.B. added right of drainage channel in 2023 & basket raised in 2021).

No real change from 2022 / 2021 / 2020 (spectator O.B. area added in 2022).

Hole 13

Par: 3 (M) / 4 (F)
Dist.: 375' / 114m



Hole 14

Par: 4 (M) / 5 (E)(W)
Dist.: 777' / 237m



O.B.: Cart path & prior in front of tee; rope & beyond.
HAZARD: Sand traps.

O.B.: Rope/cart path to left & long, rope/fence to right, & beyond; green.

D.Z.: If any throw from tee never crosses in-bounds or lost, take one-stroke penalty and next shot from Drop Zone. Follow normal rules thereafter.

CART PATH VARIANCE: One of two holes on course where a portion of the cart path (and prior/beyond) is in bounds (also see Hole 18).

2022 Hole Ranking (based on Preliminary Rounds)
MPO – 3rd FPO – 18th

2022 Hole Ranking (based on Preliminary Rounds)
MPO – 7th FPO – 11th



Paul McBeth
(2017)



Average Scores (based on Preliminary Rounds)

| | 2022 | 2021 | 2020 |
|-----|------|------|------|
| MPO | 3.2 | 3.1 | 3.2 |
| FPO | 3.7 | 4.1 | 3.5 |

Average Scores (based on Preliminary Rounds)

| | 2022 | 2021 | 2020 |
|-----|------|------|------|
| MPO | 3.9 | 4.0 | 4.1 |
| FPO | 5.0 | 5.4 | 5.4 |

Par Percentage Rates (based on Preliminary Rounds)

| | < = > | | | < = > | | | < = > | | |
|-----|-------|----|----|-------|----|----|-------|----|----|
| | 2022 | | | 2021 | | | 2020 | | |
| MPO | 14 | 58 | 28 | 10 | 75 | 15 | 6 | 70 | 24 |
| FPO | 58 | 29 | 13 | 35 | 30 | 35 | 5 | 58 | 37 |

Par Percentage Rates (based on Preliminary Rounds)

| | < = > | | | < = > | | | < = > | | |
|-----|-------|----|----|-------|----|----|-------|----|----|
| | 2022 | | | 2021 | | | 2020 | | |
| MPO | 41 | 40 | 19 | 32 | 43 | 25 | 24 | 50 | 26 |
| FPO | 37 | 35 | 28 | 17 | 39 | 44 | 0 | 26 | 74 |

No real change from 2022 / 2021 / 2020 (spectator O.B. area added in 2022 & Par 3 for Women in 2020 / 2019).

No real change from 2022 / 2021 / 2020
(Par 4 for Women in 2020).

Hole 15
 Par: 3 (M) / 3 (F)
 Dist.: 439' / 134m



Hole 16
 Par: 4 (M) / 5 (F)
 Dist.: 888' / 271m

O.B.: Cart path & prior in front of tee; cart path right & left & beyond.

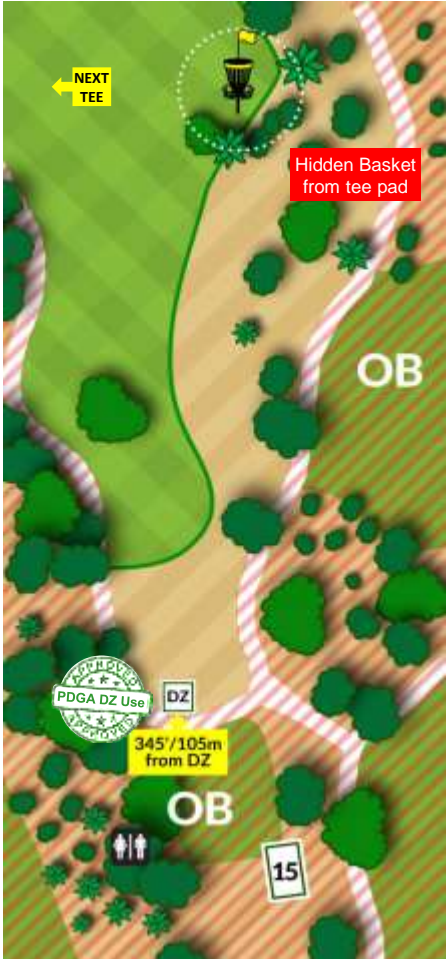
O.B.: Cart path & prior in front of tee; cart path to left, water/rope to right, & beyond; green.

D.Z.: If any throw never crosses in-bounds or lost, take one-stroke penalty and next shot from Drop Zone. Follow normal penalty rules thereafter.

RE-TEE: If any throw from tee pad never crosses in-bounds or lost, take one-stroke penalty and re-tee.

2022 Hole Ranking (based on Preliminary Rounds)
 MPO – 4th FPO – 2nd tied

2022 Hole Ranking (based on Preliminary Rounds)
 MPO – 2nd FPO – 9th



Average Scores (based on Preliminary Rounds)

| | 2022 | 2021 | 2020 |
|-----|------|------|------|
| MPO | 3.0 | 3.0 | 3.1 |
| FPO | 3.7 | 4.2 | 3.4 |

Average Scores (based on Preliminary Rounds)

| | 2022 | 2021 | 2020 |
|-----|------|------|------|
| MPO | 4.2 | 4.2 | 4.0 |
| FPO | 5.1 | 5.9 | 4.9 |

Par Percentage Rates (based on Preliminary Rounds)

| | < = > | | | < = > | | | < = > | | |
|-----|-------|------|------|-------|------|------|-------|------|------|
| | 2022 | 2021 | 2020 | 2022 | 2021 | 2020 | 2022 | 2021 | 2020 |
| MPO | 12 | 78 | 10 | 13 | 77 | 10 | 7 | 74 | 18 |
| FPO | 0 | 55 | 45 | 0 | 17 | 83 | 0 | 68 | 32 |

Par Percentage Rates (based on Preliminary Rounds)

| | < = > | | | < = > | | | < = > | | |
|-----|-------|------|------|-------|------|------|-------|------|------|
| | 2022 | 2021 | 2020 | 2022 | 2021 | 2020 | 2022 | 2021 | 2020 |
| MPO | 16 | 57 | 27 | 76 | 20 | 4 | 38 | 37 | 25 |
| FPO | 23 | 52 | 25 | 4 | 43 | 53 | 0 | 53 | 47 |

No real change from 2022 / 2021 / 2020
 (basket raised in 2022).

No real change from 2022 (basket shifted to right).
 Minor change from 2021 / 2020 (Par 5 for Mixed in 2021, 110' shorter & Par 4 for Women in 2020).

Hole 17

Par: 3 (M) / 4 (F)
Dist.: 516' / 157m



O.B.: Cart path & prior in front of tee; cart path to left & beyond; green neat Hole 17.

D.Z.: If any throw from tee pad never crosses in-bounds or lost, take one-stroke penalty and next shot from Drop Zone. Follow normal penalty rules thereafter.

2022 Hole Ranking (based on Preliminary Rounds)
MPO – 6th FPO – 14th tied



Average Scores (based on Preliminary Rounds)

| | 2022 | 2021 | 2020 |
|-----|------|------|------|
| MPO | 3.0 | 3.1 | 3.3 |
| FPO | 3.8 | 3.9 | 3.7 |

Par Percentage Rates (based on Preliminary Rounds)

| | < = > | | | < = > | | | < = > | | |
|-----|-------|----|----|-------|----|----|-------|----|----|
| | 2022 | | | 2021 | | | 2020 | | |
| MPO | 26 | 53 | 21 | 15 | 62 | 23 | 12 | 52 | 36 |
| FPO | 43 | 40 | 17 | 33 | 52 | 15 | 0 | 63 | 37 |

Minor change from 2022 / 2021 / 2020
(60' longer & was Par 3 for Women in 2020.)

Hole 18

Par: 4 (M) / 5 (F)
Dist.: 720' / 219m



O.B.: Cart path & prior in front of tee & left until rope (near 294' marker); water/rope & beyond; rocks in between water and cart path; cart path & beyond after rope (near 489' marker); water/rope & beyond behind basket; green.

RE-TEE: If any throw from tee pad never crosses in-bounds or lost, take one-stroke penalty and re-tee.

CART PATH VARIANCE: One of two holes on course where a portion of the cart path (and prior/beyond) is in bounds.

2022 Hole Ranking (based on Preliminary Rounds)
MPO – 1st FPO – 8th



Average Scores (based on Preliminary Rounds)

| | 2022 | 2021 | 2020 |
|-----|------|------|------|
| MPO | 4.3 | 4.2 | 4.5 |
| FPO | 5.2 | 6.0 | 4.7 |

Par Percentage Rates (based on Preliminary Rounds)

| | < = > | | | < = > | | | < = > | | |
|-----|-------|----|----|-------|----|----|-------|----|----|
| | 2022 | | | 2021 | | | 2020 | | |
| MPO | 23 | 35 | 42 | 28 | 36 | 36 | 17 | 35 | 48 |
| FPO | 33 | 35 | 32 | 11 | 28 | 61 | 0 | 58 | 42 |

No real change from 2022 / 2021 / 2020
(Par 4 for Women in 2020.)