

Course Innova Champion Discs

Hole	Ft	DIST. M	M	PAR	F
1	353'	108	3	3	3
2	270'	82	3	3	3
3	260'	79	3	3	3
4	384'	117	3	3	3
5	642'	196	4	5	5
6	222'	68	3	3	3
7	417'	127	4	4	4
8	417'	127	3	4	4
9	641'	195	4	4	4
10	721'	220	4	5	5
11	357'	109	3	3	3
12	363'	111	3	3	3
13	375'	114	3	4	4
14	777'	237	4	5	5
15	439'	134	3	3	3
16	888'	271	4	5	5
17	516'	157	3	4	4
18	720'	219	4	5	5
Total	8,762'	2,671	61	69	
Ave.	487'	148			

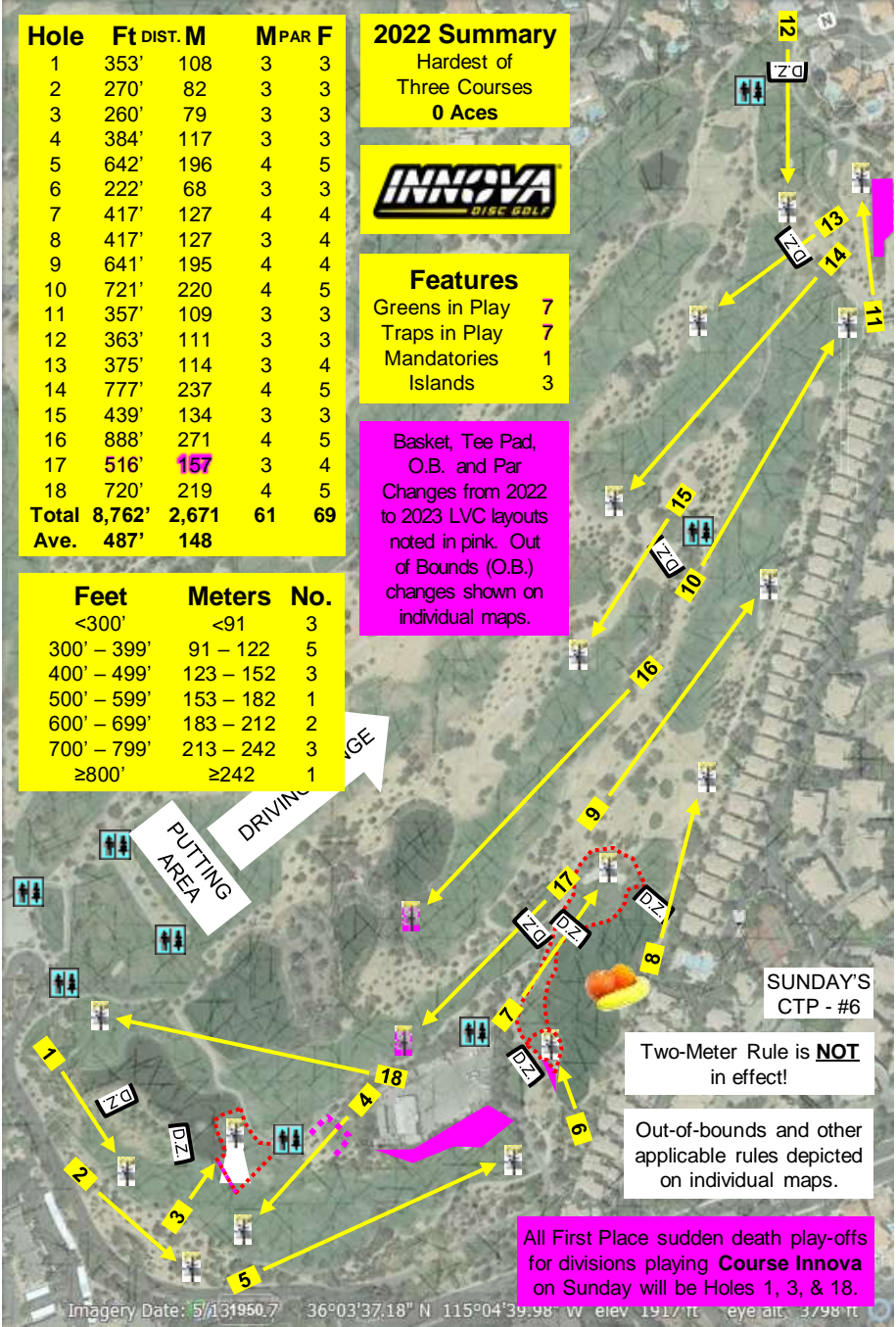
2022 Summary
 Hardest of
 Three Courses
0 Aces



Features
 Greens in Play 7
 Traps in Play 7
 Mandatories 1
 Islands 3

Basket, Tee Pad, O.B. and Par Changes from 2022 to 2023 LVC layouts noted in pink. Out of Bounds (O.B.) changes shown on individual maps.

Feet	Meters	No.
<300'	<91	3
300' - 399'	91 - 122	5
400' - 499'	123 - 152	3
500' - 599'	153 - 182	1
600' - 699'	183 - 212	2
700' - 799'	213 - 242	3
≥800'	≥242	1



SUNDAY'S CTP - #6
 Two-Meter Rule is **NOT** in effect!

Out-of-bounds and other applicable rules depicted on individual maps.

All First Place sudden death play-offs for divisions playing **Course Innova** on Sunday will be Holes 1, 3, & 18.

Hole 1

Par: 3 (M) / 3 (F)
Dist.: 353' / 108m



O.B.: Water/rope & prior in front of tee; cart path to right, water line/rope to left, & beyond.

D.Z.: If any throw from tee never crosses in-bounds or lost, take one-stroke penalty and next shot from Drop Zone. Follow normal penalty rules thereafter.

2022 Hole Ranking (based on Preliminary Rounds)
MPO – 11th FPO – 5th



Statistics in red text indicates that the current layout somewhat differs from prior years.

Average Scores (based on Preliminary Rounds)

	2022	2021	2020
MPO	2.9	2.8	2.9
FPO	3.2	3.2	3.2

Par Percentage Rates (based on Preliminary Rounds)

	< = >			< = >			< = >		
	2022			2021			2020		
MPO	32	55	11	32	59	9	23	63	14
FPO	5	67	28	4	83	13	0	79	21

No change from 2022. Minor change from 2021 / 2020 (basket was 40' longer).



Hole 2

Par: 3 (M) / 3 (F)
Dist.: 270' / 82m

O.B.: Cart path to left, roped spectator area to left, street curbing/temporary pedestrian fencing (whichever is closer to fairway) to right, & beyond.

2022 Hole Ranking (based on Preliminary Rounds)
MPO – 17th FPO – 16th



The hole-by-hole detailed maps depict nearby out-of-bounds and hazards. Common sense shall be applied for rulings beyond the areas depicted on these maps.



Tristan Lucerne (2016 layout)

Average Scores (based on Preliminary Rounds)

	2022	2021	2020
MPO	2.6	2.7	2.9
FPO	2.8	3.2	3.1

Par Percentage Rates (based on Preliminary Rounds)

	< = >			< = >			< = >		
	2022			2021			2020		
MPO	44	51	5	33	64	3	34	59	7
FPO	32	61	7	13	63	24	11	73	16

No real change from 2022 / 2021 / 2020 (spectator O.B. area to left added in 2022).

Hole 3

Par: 3 (M) / 3 (F)
Dist.: 260' / 79m



O.B.: Not on the island marked by water line/rope, cart path.
D.Z.: Disc must come to rest on island from tee. If any throw from tee out-of-bounds or lost, take one-stroke penalty and next shot from the Drop Zone. Follow normal penalty rules thereafter.

2022 Hole Ranking (based on Preliminary Rounds)
MPO – 14th FPO – 10th



Hole 4

Par: 3 (M) / 3 (F)
Dist.: 384' / 117m

O.B.: Wall to left, cart paths long & to right, roped spectator area to right, & beyond.

MANDATORY: The metal arch.

RE-TEE: If any throw from tee misses mandatory or lost, take one-stroke penalty and re-tee.

2022 Hole Ranking (based on Preliminary Rounds)
MPO – 9th tied FPO – 4th



Average Scores (based on Preliminary Rounds)

	2022	2021	2020
MPO	2.8	2.7	2.8
FPO	3.1	3.3	3.2

Par Percentage Rates (based on Preliminary Rounds)

	< = >			< = >			< = >		
	2022	2021	2020	2022	2021	2020	2022	2021	2020
MPO	52	26	22	58	20	22	53	19	28
FPO	33	35	32	30	30	40	42	11	47

No real change from 2022/2021/2020 (island made smaller in 2023/ spectator O.B. added in 2022/ basket raised in 2021).

Average Scores (based on Preliminary Rounds)

	2022	2021	2020
MPO	2.9	2.9	2.9
FPO	3.3	3.5	3.1

Par Percentage Rates (based on Preliminary Rounds)

	< = >			< = >			< = >		
	2022	2021	2020	2022	2021	2020	2022	2021	2020
MPO	33	53	14	30	54	16	32	54	14
FPO	2	70	28	4	61	35	5	76	16

No real change from 2022/2021/2020 (mando added in 2023 / spectator O.B. added in 2022/ tee was 20' closer in 2020).

Hole 5

Par: 4 (M) / 5 (F)
Dist.: 642' / 196m



O.B.: Cart path & prior in front of tee; rope to left, road/rope long, cart path to right, & beyond; green.

HAZARD: Sand trap.

RE-TEE: If any throw from tee pad never crosses in-bounds or lost, take one-stroke penalty and re-tee.

2022 Hole Ranking (based on Preliminary Rounds)
MPO – 13th FPO – 14th tied



Average Scores (based on Preliminary Rounds)

	2022	2021	2020
MPO	3.8	3.5	3.7
FPO	4.8	4.4	4.7

Par Percentage Rates (based on Preliminary Rounds)

	< = >			< = >			< = >		
	2022	2021	2020	2022	2021	2020	2022	2021	2020
MPO	52	30	18	60	29	11	48	36	16
FPO	44	38	18	11	57	32	16	32	52

No real change from 2022 (O.B added to left in 2023). Minor change from 2021 / 2020 (basket/tee was 60' shorter & was Par 4 for F).

Hole 6

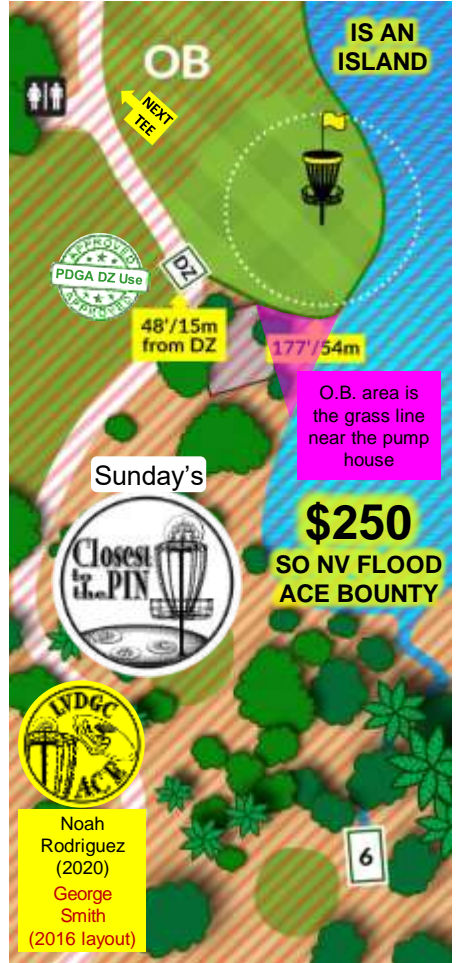
Par: 3 (M) / 3 (F)
Dist.: 222' / 68m



O.B.: Not on the island marked by rope, cart path, water line.

D.Z.: Disc must come to rest on island from tee. If any throw from tee out-of-bounds or lost, take one-stroke penalty and next shot from the Drop Zone. Follow normal penalty rules thereafter.

2022 Hole Ranking (based on Preliminary Rounds)
MPO – 15th FPO – 12th



Average Scores (based on Preliminary Rounds)

	2022	2021	2020
MPO	2.7	2.5	2.8
FPO	2.9	3.2	2.9

Par Percentage Rates (based on Preliminary Rounds)

	< = >			< = >			< = >		
	2022	2021	2020	2022	2021	2020	2022	2021	2020
MPO	53	29	18	59	28	13	45	28	27
FPO	35	37	28	26	33	41	37	37	26

No real change from 2022 / 2021 / 2020 (O.B. slightly changed near pump house in 2023).

Hole 7

Par: 4 (M) / 4 (F)
Dist.: 417' / 127m



O.B.: **Not on the island marked by cart path, rope, water line, green.**
D.Z.: Disc must come to rest in-bounds from tee. If any throw from tee out-of-bounds (including green) or lost, take one-stroke penalty and next shot from Drop Zone. Follow normal penalty rules thereafter.

HAZARD: Sand traps.

2022 Hole Ranking (based on Preliminary Rounds)
MPO – 16th FPO – 2nd tied



Average Scores (based on Preliminary Rounds)

	2022	2021	2020
MPO	3.6	3.7	3.8
FPO	4.2	4.8	4.0

Par Percentage Rates (based on Preliminary Rounds)

	< = >			< = >			< = >		
	2022			2021			2020		
MPO	48	38	14	43	33	24	41	39	20
FPO	17	33	50	20	22	58	42	37	21

No change from
2022 / 2021 / 2020.



Hole 8

Par: 3 (M) / 4 (F)
Dist.: 417' / 127m

O.B.: Water line, rope to left, cart path to left & long, fence to right, & beyond.

D.Z.: If any throw from tee never crosses in-bounds, O.B. in water, or lost, take one-stroke penalty and next shot from Drop Zone. Follow normal penalty rules thereafter.

2022 Hole Ranking (based on Preliminary Rounds)
MPO – 5th FPO – 17th



Average Scores (based on Preliminary Rounds)

	2022	2021	2020
MPO	3.0	2.9	3.1
FPO	3.7	3.7	3.7

Par Percentage Rates (based on Preliminary Rounds)

	< = >			< = >			< = >		
	2022			2021			2020		
MPO	19	69	12	29	53	18	17	61	22
FPO	48	40	12	50	35	15	0	47	53

No real change from 2022 / 2021 / 2020
(was Par 3 for F in 2020).

Hole 9

Par: 4 (M) / 4 (F)
Dist.: 641' / 195m



O.B.: Cart path to left & right & beyond.
HAZARD: Sand trap.

Hole 10

Par: 4 (M) / 5 (F)
Dist.: 721' / 220m



O.B.: Cart path to left & right, rope to right & long, & beyond; green.
HAZARD: Sand traps. (Note trap behind basket.)

2022 Hole Ranking (based on Preliminary Rounds)
MPO – 12th FPO – 1st

2022 Hole Ranking (based on Preliminary Rounds)
MPO – 9th tied FPO – 13th



Average Scores (based on Preliminary Rounds)

	2022	2021	2020
MPO	3.9	3.4	3.8
FPO	4.7	4.4	4.3

Par Percentage Rates (based on Preliminary Rounds)

	< = >			< = >			< = >		
	2022	2021	2020	2022	2021	2020	2022	2021	2020
MPO	41	38	21	62	30	8	42	44	15
FPO	5	42	53	11	50	39	21	42	37

No change from 2022. Minor change from 2021 / 2020 (basket was 40' shorter).

Average Scores (based on Preliminary Rounds)

	2022	2021	2020
MPO	3.9	3.8	4.0
FPO	4.9	4.8	4.5

Par Percentage Rates (based on Preliminary Rounds)

	< = >			< = >			< = >		
	2022	2021	2020	2022	2021	2020	2022	2021	2020
MPO	40	38	22	46	34	20	40	30	30
FPO	48	30	22	41	39	2	16	47	37

No change from 2022. Minor change from 2021 / 2020 (basket was 20' longer & tee was near Basket 9).

Hole 11

Par: 3 (M) / 3 (F)
Dist.: 357' / 109m



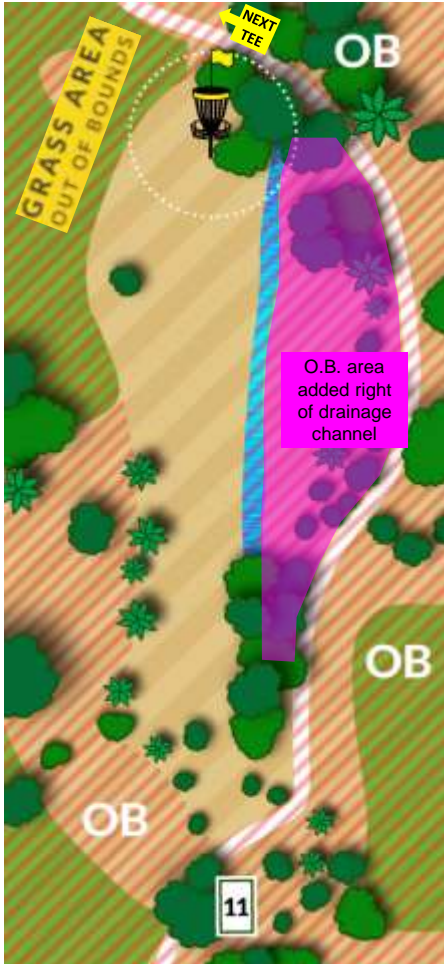
O.B.: Cart path, rope & prior in front of tee; rope/grass to left, cart path to right & long, **concrete waterway/channel to right, & beyond.**

RE-TEE: If any throw from tee never crosses in-bounds or lost, take one-stroke penalty and re-tee.

2022 Hole Ranking (based on Preliminary Rounds)

MPO – 18th

FPO – 6th tied



O.B. area added right of drainage channel



Hole 12

Par: 3 (M) / 3 (F)
Dist.: 363' / 111m

O.B.: Cart path & prior in front of tee; roped spectator area to left, cart path, & beyond; green.

HAZARD: Sand traps.

D.Z.: If any throw from tee never crosses in-bounds or lost, take one-stroke penalty and next shot from Drop Zone. Follow normal penalty rules thereafter.

2022 Hole Ranking (based on Preliminary Rounds)

MPO – 8th

FPO – 6th tied



Hidden Basket from tee pad

268' / 88m

273' / 83m from DZ

Average Scores (based on Preliminary Rounds)

	2022	2021	2020
MPO	2.5	2.7	2.6
FPO	3.2	2.9	2.9

Par Percentage Rates (based on Preliminary Rounds)

	< = >			< = >			< = >		
	2022	2021	2020	2022	2021	2020	2022	2021	2020
MPO	49	47	4	40	48	12	45	49	6
FPO	7	70	23	20	67	13	21	63	16

No real change from 2022 / 2021 / 2020 (O.B. added right of channel in 2023 / basket raised in 2021).

Average Scores (based on Preliminary Rounds)

	2022	2021	2020
MPO	2.9	2.9	2.9
FPO	3.2	3.7	3.4

Par Percentage Rates (based on Preliminary Rounds)

	< = >			< = >			< = >		
	2022	2021	2020	2022	2021	2020	2022	2021	2020
MPO	33	46	21	35	48	17	27	56	17
FPO	7	70	23	4	35	61	0	68	32

No real change from 2022 / 2021 / 2020 (spectator O.B. area to left added in 2022).

Hole 13

Par: 3 (M) / 4 (F)
Dist.: 375' / 114m



Hole 14

Par: 4 (M) / 5 (F)
Dist.: 777' / 237m



O.B.: Cart path & prior in front of tee; rope & beyond.
HAZARD: Sand traps.

O.B.: Rope/cart path to left & long, rope/fence to right, & beyond; green.

D.Z.: If any throw from tee never crosses in-bounds or lost, take one-stroke penalty and next shot from Drop Zone. Follow normal rules thereafter.

CART PATH VARIANCE: One of two holes on course where a portion of the cart path (and prior/beyond) is in bounds (also see Hole 18).

2022 Hole Ranking (based on Preliminary Rounds)
MPO – 3rd FPO – 18th

2022 Hole Ranking (based on Preliminary Rounds)
MPO – 7th FPO – 11th



Average Scores (based on Preliminary Rounds)

	2022	2021	2020
MPO	3.2	3.1	3.2
FPO	3.7	4.1	3.5

Average Scores (based on Preliminary Rounds)

	2022	2021	2020
MPO	3.9	4.0	4.1
FPO	5.0	5.4	5.4

Par Percentage Rates (based on Preliminary Rounds)

	< = >			< = >			< = >		
	2022			2021			2020		
MPO	14	58	28	10	75	15	6	70	24
FPO	58	29	13	35	30	35	5	58	37

Par Percentage Rates (based on Preliminary Rounds)

	< = >			< = >			< = >		
	2022			2021			2020		
MPO	41	40	19	32	43	25	24	50	26
FPO	37	35	28	17	39	44	0	26	74

No real change from 2022 / 2021 / 2020 (spectator O.B. area to left added in 2022 / was Par 3 for F in 2020).

No real change from 2022 / 2021 / 2020 (was Par 4 for F in 2020).

Hole 15
 Par: 3 (M) / 3 (F)
 Dist.: 439' / 134m



Hole 16
 Par: 4 (M) / 5 (F)
 Dist.: 888' / 271m

O.B.: Cart path & prior in front of tee; cart path right & left & beyond.

O.B.: Cart path & prior in front of tee; cart path to left, water/rope to right, & beyond; green.

D.Z.: If any throw never crosses in-bounds or lost, take one-stroke penalty and next shot from Drop Zone. Follow normal penalty rules thereafter.

RE-TEE: If any throw from tee pad never crosses in-bounds or lost, take one-stroke penalty and re-tee.

2022 Hole Ranking (based on Preliminary Rounds)
 MPO – 4th FPO – 2nd tied

2022 Hole Ranking (based on Preliminary Rounds)
 MPO – 2nd FPO – 9th



Average Scores (based on Preliminary Rounds)

	2022	2021	2020
MPO	3.0	3.0	3.1
FPO	3.7	4.2	3.4

Average Scores (based on Preliminary Rounds)

	2022	2021	2020
MPO	4.2	4.2	4.0
FPO	5.1	5.9	4.9

Par Percentage Rates (based on Preliminary Rounds)

	< = >			< = >			< = >		
	2022	2021	2020	2022	2021	2020	2022	2021	2020
MPO	12	78	10	13	77	10	7	74	18
FPO	0	55	45	0	17	83	0	68	32

Par Percentage Rates (based on Preliminary Rounds)

	< = >			< = >			< = >		
	2022	2021	2020	2022	2021	2020	2022	2021	2020
MPO	16	57	27	76	20	4	38	37	25
FPO	23	52	25	4	43	53	0	53	47

No real change from 2022 / 2021 / 2020 (basket slightly raised in 2022).

No real change from 2022 / 2021 (basket moved slightly to right in 2023 / was Par 5 for M in 2021). Major change from 2020 (tee was 110' closer & was Par 4 for F).

Hole 17

Par: 3 (M) / 4 (F)
Dist.: 516' / 157m



O.B.: Cart path & prior in front of tee; cart path to left & beyond; green near Hole 16.

D.Z.: If any throw from tee pad never crosses in-bounds or lost, take one-stroke penalty and next shot from Drop Zone. Follow normal penalty rules thereafter.

2022 Hole Ranking (based on Preliminary Rounds)
MPO – 6th FPO – 14th tied



Average Scores (based on Preliminary Rounds)

	2022	2021	2020
MPO	3.0	3.1	3.3
FPO	3.8	3.9	3.7

Par Percentage Rates (based on Preliminary Rounds)

	< = >			< = >			< = >		
	2022			2021			2020		
MPO	26	53	21	15	62	23	12	52	36
FPO	43	40	17	33	52	15	0	63	37

Minor change from 2022 / 2021 / 2020 (basket was 60' shorter [back to the 2018 location] / was Par 3 for F in 2020.)



Hole 18

Par: 4 (M) / 5 (F)
Dist.: 720' / 219m

O.B.: Cart path & prior in front of tee & left until rope (near 294' marker); water/rope & beyond; rocks in between water and cart path; cart path & beyond after rope (near 489' marker); water/rope & beyond behind basket; green.

RE-TEE: If any throw from tee pad never crosses in-bounds or lost, take one-stroke penalty and re-tee.

CART PATH VARIANCE: One of two holes on course where a portion of the cart path (and prior/beyond) is in bounds.

2022 Hole Ranking (based on Preliminary Rounds)
MPO – 1st FPO – 8th



Average Scores (based on Preliminary Rounds)

	2022	2021	2020
MPO	4.3	4.2	4.5
FPO	5.2	6.0	4.7

Par Percentage Rates (based on Preliminary Rounds)

	< = >			< = >			< = >		
	2022			2021			2020		
MPO	23	35	42	28	36	36	17	35	48
FPO	33	35	32	11	28	61	0	58	42

No real change from 2022 / 2021 / 2020 (was Par 4 for F in 2020.)