

Course Infinite Discs

2022 Summary

Design focusing on
FPO division
2 Aces

All First Place sudden death play-offs
for divisions playing **Course Infinite**
on Sunday will be Holes 1, 2, 3, & 14.

INFINITE DISCS

Features

Greens in Play 4
Traps in Play 8
Mandatories 0
Islands 4

THUR.
thru SAT.
Overall
CTP

SUNDAY'S
CTP - #1

PUTTING
AREA
DRIVING RANGE

Two-Meter Rule is **NO** in effect!

Out-of-bounds and other
applicable rules depicted
on individual maps.

Feet	Meters	No.
<300'	<91	5
300' - 399'	91 - 122	9
400' - 499'	123 - 152	1
500' - 599'	153 - 182	1
600' - 699'	183 - 212	1
700' - 799'	213 - 242	1
≥800'	≥242	0

Hole	Ft DIST.	M	M PAR	F
1	233'	71	3	3
2	333'	102	3	3
3	675'	206	4	4
4	381'	116	3	3
5	378'	115	3	3
6	285'	87	4	4
7	358'	109	3	3
8	735'	224	4	5
9	390'	119	3	3
10	381'	116	3	4
11	411'	125	3	3
12	354'	108	3	3
13	258'	77	3	3
14	294'	90	3	3
15	269'	82	3	3
16	533'	162	3	4
17	333'	101	3	3
18	301'	92	3	3
Total	6,902'	2,102	57	60
Ave.	383'	117		






General Course Rules – Part I

General - Contact Co-Tournament Director, **Scott Merritt**, at **702-370-0605** for any competition-related problems or questions, or Co-Tournament Director, **Jessica Jacquart**, at **702-275-9435** for any administration-related problems or questions. When in doubt, use the provisional rule (809.02).

Badges - Badges are required to be present while on the property and must be worn at all times unless actively playing/practicing.

Caddies - A caddie is a person who carries a player's equipment and/or assists the player during their round. Players may designate **one** caddie at a time during their round. A caddie must be at least 13 years of age and must comply with the same rules & requirements as their player. The Player is solely responsible for their caddie's conduct from the two-minute signal until the player's scorecard is submitted. Any penalties for misconduct by a caddie will be applied to both player and caddie. Caddies are **not part of the player group** for the purposes of making group calls or rulings (also see Player Group).

Cart Paths - The cart path is defined as the point where the roots of the grass and the concrete edge of the cart path (including raised edging) meet, unless otherwise marked by rope or paint. All other improvements (see examples below) adjacent to the cart path are not part of the cart path. The out-of-bounds line is a vertical up-and-down plane. The out-of-bounds line is part of the out-of-bounds area. **(A disc landing on dirt or grass growing over a cart path edge is out-of-bounds when 100% of the disc is on the O.B.-side of the vertical plane.)**



Casual Water - Unless marked as O.B., play casual water as a Casual Area (806.03). Lie may be relocated to the nearest lie which is farther from the target and is on the line of play, at the nearest point that provides relief, without penalty.

Course Availability - Courses are closed after Wednesday evening. Players caught playing a closed course are in violation of Player Misconduct and subject to immediate disqualification at the discretion of the Tournament Director. Facility main gate is locked from sundown to sunrise.

Discs Retrieval (from Back Yards & Water Areas) - Entering into private yards or wading into water to retrieve a disc will be seen as Player Misconduct and subject to immediate disqualification at the discretion of the Tournament Director and potential criminal/trespassing charges by the City of Henderson Police.

General Course Rules – Part II

Dress Code (applies to All Divisions) - All players and their caddies are expected to dress appropriately and to maintain a clean and well-groomed appearance at all event sites and associated functions. (See Competition Manual, 3.04(D).)

Green – Unless marked by rope or paint, defined as the area within the first grass cut around a ball golf hole.

Island Holes - Disc must come to rest on marked islands (Course Innova, Holes 3, 6, and 7, and Course Infinite Discs, Holes 6 and 18). If island missed, as approved by the PDGA, take one-stroke penalty and next shot from the designated drop zone(s).

Media Rights - Disc Golf Pro Tour (Tour Series Sponsor), Jacquart Events LLC (Producer), and Innova Champion Discs (Title Sponsor) owns all media rights to the LVC. Any type of professional media equipment is prohibited without approval from the Disc Golf Pro Tour. Sharing LVC images, videos, and stories on personal social media outlets via non-professional equipment such as cell phones are welcomed, **as long as such personal posts are in no way monetized or promote a brand, business, product, or service.** Spectators with cell phones or other non-professional portable devices are not considered media and are not granted media access. (Also see Page **42 & 44**.)



Player Group – For all LVC divisions, the group consists of the players themselves, each player's individual caddie, any active Tournament staff such as leaderboard attendants, Tournament Officials, etc., and any credentialed media ONLY. No other people may be with the playing group. All others (including players who have already finished their round) are considered spectators and must remain in designated spectator areas.

Sand Traps - Sand traps are hazards (8.06.05). Take one-stroke penalty and play it where it lies (lie is not relocated). No relief provided from sand traps. Unless marked by rope or paint, defined as the point where the roots of the grass and the sand meet. The hazard line is a vertical up-and-down plane. The hazard line is part of the hazard area. **(A disc landing on grass growing over a sand trap is in the hazard when 100% of the disc is on the hazard-side of the vertical plane.)**

Selling of Merchandise - Permission is not granted to sell merchandise without consent of the Tournament Director. Such activities will be seen as Player Misconduct and subject to immediate disqualification at the discretion of the Tournament Director.

Smoking Areas - The designated smoking areas for all individuals present include parking lots, streets and service roads, outside balconies, and within 30 feet of any restroom or port-a-potty. Pace of play rules still apply. Any open and visual possession of any product banned under the smoking policy will be treated as a courtesy violation, and violators will be asked to put away the product until after the round has concluded.

Teeing Areas - The teeing area is defined by the area bounded by the edges of the provided tee pad (the artificial turf). When in use, Teeing Areas are in-bounds.

Two Meter Rule - Not in effect for all courses, all holes.

Water Areas – Unless marked by rope or paint, defined as the point where the water and the roots of the grass meet. The out-of-bounds line is a vertical up-and-down plane. The out-of-bounds line is part of the out-of-bounds area. **(A disc landing on grass growing over water is out-of-bounds when 100% of the disc is on the O.B.-side of the vertical plane.)**

Zero Tolerance - Any inappropriate activities will be dealt with immediately.

Hole 1

Par: 3 (M) / 3 (F)
Dist.: 233' / 71m

INFINITE DISCS

INFINITE DISCS

Hole 2

Par: 3 (M) / 3 (F)
Dist.: 333' / 102m

O.B.: Cart path & prior in front of tee & to left/right.
HAZARD: Sand trap (combined into one large one).
RE-TEE: If any throw from tee never crosses in-bounds or lost, take one-stroke penalty and re-tee.

O.B.: Cart path (including that off map, behind the basket), roped spectator area to right, & beyond.
HAZARD: Sand trap (combined into one large one).

2022 Hole Ranking (based on Preliminary Rounds)

MPO – 7th tied FPO – 13th tied

2022 Hole Ranking (based on Preliminary Rounds)

MPO – 17th FPO – 9th



Average Scores (based on Preliminary Rounds)

	2022	2021	2020
MPO	2.8	2.9	3.3
FPO	3.0	3.5	3.5

Par Percentage Rates (based on Preliminary Rounds)

	<	=	>	<	=	>	<	=	>
	2022			2021			2020		
MPO	37	50	13	29	54	17	19	48	33
FPO	35	38	27	7	48	45	21	42	37

No change from 2022 / 2021. Minor change from 2020 (tee was along left-side of driving range).

Average Scores (based on Preliminary Rounds)

	2022	2021	2020
MPO	2.6	2.9	2.8
FPO	3.2	3.5	3.2

Par Percentage Rates (based on Preliminary Rounds)

	<	=	>	<	=	>	<	=	>
	2022			2021			2020		
MPO	47	47	6	26	60	14	31	56	13
FPO	8	75	17	4	52	44	11	68	21

No real change from 2022 / 2021 / 2020 (spectator O.B. area to right added in 2022).

Hole 3

Par: 4 (M) / 4 (F)
Dist.: 675' / 206m



O.B.: Cart paths to left/right, roped spectator area behind tee, & beyond.

D.Z.: If any throw from tee O.B. left of fairway or lost, take one-stroke penalty and next shot from drop zone. Follow normal penalty rules thereafter.

2022 Hole Ranking (based on Preliminary Rounds)
MPO – 16th FPO – 18th



Average Scores (based on Preliminary Rounds)

	2022	2021	2020
MPO	3.6	3.4	3.7
FPO	4.3	4.4	3.7

Par Percentage Rates (based on Preliminary Rounds)

	< = >			< = >			< = >		
	2022			2021			2020		
MPO	53	35	11	63	30	7	50	35	15
FPO	66	27	7	15	46	39	47	37	16

No real change from 2022 (except Par 5 for F in 2022).
Minor change from 2021 / 2020 (tee was 60' closer).

Hole 4

Par: 3 (M) / 3 (F)
Dist.: 381' / 116m



O.B.: Cart path & prior in front of tee & to left/right; cart path & beyond behind/right of basket; green.

HAZARD: Sand trap.

RE-TEE: If any throw from tee never crosses in-bounds, take one-stroke penalty and re-tee.

2022 Hole Ranking (based on Preliminary Rounds)
MPO – 6th FPO – 3rd



Average Scores (based on Preliminary Rounds)

	2022	2021	2020
MPO	2.8	2.9	2.9
FPO	3.4	3.6	3.4

Par Percentage Rates (based on Preliminary Rounds)

	< = >			< = >			< = >		
	2022			2021			2020		
MPO	36	49	15	26	58	16	31	52	17
FPO	8	56	36	2	54	44	11	57	32

No real change from 2022 / 2021 / 2020
(except basket was raised in 2021).

Hole 5

Par: 3 (M) / 3 (F)
Dist.: 378' / 115m


INFINITE DISCS

O.B.: Cart path & prior in front of tee & to left/right; roped spectator area to right, cart path behind/right of basket, & beyond; green.

HAZARD: Sand trap.

RE-TEE: If any throw from tee never crosses in-bounds, take one-stroke penalty and re-tee.

2022 Hole Ranking (based on Preliminary Rounds)
MPO – 13th FPO – 7th



Ryan Erquiaga (2022)
Daniel Casillan (2021)

Hole 6

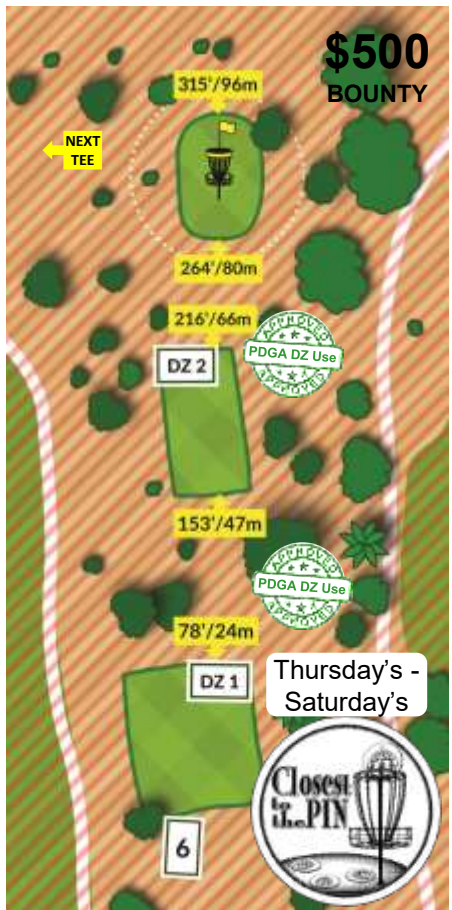
Par: 4 (M) / 4 (F)
Dist.: 285' / 87m

INFINITE DISCS

O.B.: Not on an island marked by rope.

D.Z.: Disc must come to rest on an island from tee. If any throw from tee out-of-bounds, take one-stroke penalty & next shot from D.Z. #1. If subsequent throw anywhere out-of-bounds from 1st or 2nd island, take one-stroke penalty & next shot from D.Z. #2. Follow normal penalty rules thereafter or anytime throwing from 3rd island (where basket is located).

2022 Hole Ranking (based on Preliminary Rounds)
MPO – 12th FPO – 15th



Average Scores (based on Preliminary Rounds)

	2022	2021	2020
MPO	2.6	2.7	2.6
FPO	3.2	3.3	3.0

Par Percentage Rates (based on Preliminary Rounds)

	<	=	>	<	=	>	<	=	>
	2022			2021			2020		
MPO	44	47	9	39	55	6	45	46	9
FPO	8	71	21	7	68	25	16	68	16

No real change from 2022 (except spectator O.B. area to right added in 2022). Minor change from 2021 / 2020 (basket was 20' shorter).

Average Scores (based on Preliminary Rounds)

	2022	2021	2020
MPO	3.7	3.6	3.9
FPO	4.0	4.1	3.9

Par Percentage Rates (based on Preliminary Rounds)

	<	=	>	<	=	>	<	=	>
	2022			2021			2020		
MPO	64	13	23	71	10	19	54	16	30
FPO	56	8	36	50	17	33	42	32	26

No real change from 2022 / 2021 / 2020 (except tee shifted slightly from right in 2022, where tee for Millennium 11 is now).

Hole 7

Par: 3 (M) / 3 (F)
Dist.: 358' / 109m



Hole 8

Par: 4 (M) / 5 (F)
Dist.: 735' / 224m

O.B.: Cart paths & beyond.

O.B.: Cart path & prior in front of tee & to left/right; cart paths, water/rope, fence/rope (if marked), & beyond; green.

RE-TEE: If any throw from tee never crosses in-bounds or lost, take one-stroke penalty and re-tee.

2022 Hole Ranking (based on Preliminary Rounds)
MPO – 10th FPO – 8th

2022 Hole Ranking (based on Preliminary Rounds)
MPO – 4th FPO – 16th



Average Scores (based on Preliminary Rounds)

	2022	2021	2020
MPO	2.7	2.8	2.9
FPO	3.2	3.1	3.2

Par Percentage Rates (based on Preliminary Rounds)

	< = >			< = >			< = >		
	2022			2021			2020		
MPO	37	58	5	29	59	12	25	61	15
FPO	12	65	23	13	70	17	11	68	21

No change from
2022 / 2021 / 2020.

Average Scores (based on Preliminary Rounds)

	2022	2021	2020
MPO	3.9	4.2	3.4
FPO	4.9	5.1	3.5

Par Percentage Rates (based on Preliminary Rounds)

	< = >			< = >			< = >		
	2022			2021			2020		
MPO	35	47	18	15	51	34	67	26	7
FPO	46	23	31	39	26	35	63	32	5

No changes from 2022 / 2021. Major change from
2020 (tee was 170' shorter & was Par 4 for F).

Hole 9

Par: 3 (M) / 3 (F)
Dist.: 390' / 119m



Hole 10

Par: 3 (M) / 4 (F)
Dist.: 381' / 116m

O.B.: Cart path & prior in front of tee & to left/right; cart paths, fence/rope, & beyond.

O.B.: Cart path & prior in front of tee & to left/right; fence/rope & beyond.

RE-TEE: If any throw from tee pad never crosses in-bounds, take one-stroke penalty and re-tee.

HAZARD: Sand trap.

RE-TEE: If any throw from tee pad never crosses in-bounds, take one-stroke penalty and re-tee.

2022 Hole Ranking (based on Preliminary Rounds)
MPO – 3rd FPO – 1st

2022 Hole Ranking (based on Preliminary Rounds)
MPO – 2nd FPO – 17th



Average Scores (based on Preliminary Rounds)

	2022	2021	2020
MPO	3.1	3.4	3.4
FPO	3.7	4.3	4.3

Par Percentage Rates (based on Preliminary Rounds)

	2022			2021			2020		
	<	=	>	<	=	>	<	=	>
MPO	9	72	19	69	26	5	67	29	4
FPO	0	38	62	19	48	33	16	58	26

Minor change from 2022 (tee was 40' longer). Major change from 2021 / 2020 / (basket was 210' longer & was Par 4).

Average Scores (based on Preliminary Rounds)

	2022	2021	2020
MPO	3.1	3.2	3.2
FPO	3.6	3.6	3.6

Par Percentage Rates (based on Preliminary Rounds)

	2022			2021			2020		
	<	=	>	<	=	>	<	=	>
MPO	14	67	19	10	65	25	11	65	24
FPO	60	25	15	2	52	46	0	58	42

No real change from 2022 / 2021 / 2020 (except was Par 3 for F in 2021 / 2020).

Hole 11

Par: 3 (M) / 3 (F)
Dist.: 411' / 125m



Hole 12

Par: 3 (M) / 3 (F)
Dist.: 354' / 108m

O.B.: Cart path & prior in front of tee & to left/right; fence/rope, water/rope area, cart path behind basket, & beyond.

O.B.: Cart path/grass behind tee; water/rope & beyond.

RE-TEE: If any throw from tee never crosses in-bounds, take one-stroke penalty and re-tee.

CART PATH VARIANCE: Only hole on course where the cart path (and prior/beyond) is in bounds.

2022 Hole Ranking (based on Preliminary Rounds)
MPO – 5th FPO – 4th

2022 Hole Ranking (based on Preliminary Rounds)
MPO – 9th FPO – 5th



Average Scores (based on Preliminary Rounds)

	2022	2021	2020
MPO	2.9	3.0	3.1
FPO	3.4	3.4	3.4

Average Scores (based on Preliminary Rounds)

	2022	2021	2020
MPO	2.7	2.8	2.9
FPO	3.3	3.4	3.3

Par Percentage Rates (based on Preliminary Rounds)

	< = >			< = >			< = >		
	2022			2021			2020		
MPO	25	64	11	23	62	15	15	63	22
FPO	0	69	31	70	22	8	0	63	37

Par Percentage Rates (based on Preliminary Rounds)

	< = >			< = >			< = >		
	2022			2021			2020		
MPO	35	61	4	26	65	9	18	77	5
FPO	8	62	30	4	63	33	0	63	37

No real change from 2022 / 2021 / 2020 (except basket moved slightly to right & elevated in 2023 / was Par 4 for F in 2021).

Minor change from 2022 / 2021 / 2020 (basket was 50' longer [now back to the 2019 location]).

Hole 13

Par: 3 (M) / 3 (F)
Dist.: 258' / 77m

INFINITE DISCS


O.B.: Cart path & prior in front of tee & to left/right; cart path & beyond behind basket; green.

HAZARD: Sand traps.

RE-TEE: If any throw from tee never crosses in-bounds, take one-stroke penalty and re-tee.

2022 Hole Ranking (based on Preliminary Rounds)

MPO – 8th tied FPO – 10th tied



Johannes
Hogberg
(2018)

13

Average Scores (based on Preliminary Rounds)

	2022	2021	2020
MPO	2.8	2.9	2.9
FPO	3.1	3.3	3.1

Par Percentage Rates (based on Preliminary Rounds)

	2022			2021			2020		
	<	=	>	<	=	>	<	=	>
MPO	36	52	12	24	62	12	32	49	19
FPO	15	63	22	9	63	28	16	63	21

No change from
2022 / 2021 / 2020.

Hole 14


Par: 3 (M) / 3 (F)
Dist.: 294' / 90m

INFINITE DISCS

O.B.: Cart path & prior in front of tee & to left/right; cart path to left, roped spectator area behind basket, & beyond.

2022 Hole Ranking (based on Preliminary Rounds)

MPO – 14th FPO – 6th



Average Scores (based on Preliminary Rounds)

	2022	2021	2020
MPO	2.6	2.8	2.9
FPO	3.2	3.5	3.4

Par Percentage Rates (based on Preliminary Rounds)

	2022			2021			2020		
	<	=	>	<	=	>	<	=	>
MPO	44	49	7	32	57	11	27	60	13
FPO	2	75	23	2	54	44	0	53	47

Major change from 2022 / 2021 / 2020 (tee was 110' longer & right of ball golf greens / spectator O.B. area long of basket added in 2022 / was Hole 18 in 2020).

Hole 15

Par: 3 (M) / 3 (F)
Dist.: 269' / 82m

INFINITE DISCS

O.B.: Cart path & prior in front of tee & to left/right.
Cart paths, roped spectator area behind basket, & beyond.

RE-TEE: If any throw from tee never crosses in-bounds or lost, take one-stroke penalty and re-tee.

2022 Hole Ranking (based on Preliminary Rounds)

MPO – 18th

FPO – 12th tied



Average Scores (based on Preliminary Rounds)

	2022	2020	2020
MPO	2.6	3.6	2.7
FPO	3.0	4.1	3.1

Par Percentage Rates (based on Preliminary Rounds)

	< = >			< = >			< = >		
	2022			2021			2020		
MPO	47	49	4	1	53	46	39	52	9
FPO	19	63	18	17	63	20	26	63	11

No change from 2022. Major changes from 2021 / 2020 (basket was 200' longer in 2021 / basket/tee was 60' longer & Hole 17 in 2020).

Hole 16

Par: 3 (M) / 4 (F)
Dist.: 533' / 162m

INFINITE DISCS

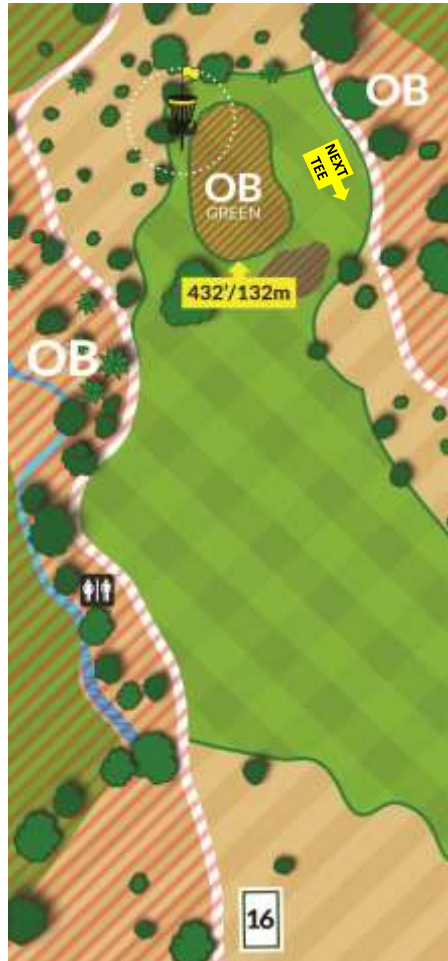
O.B.: Cart paths & beyond; green.

HAZARD: Sand traps.

2022 Hole Ranking (based on Preliminary Rounds)

MPO – 1st

FPO – 14th tied



Average Scores (based on Preliminary Rounds)

	2022	2021	2020
MPO	3.4	3.4	3.1
FPO	4.0	4.0	3.7

Par Percentage Rates (based on Preliminary Rounds)

	< = >			< = >			< = >		
	2022			2021			2020		
MPO	3	64	33	62	35	3	20	55	25
FPO	31	46	23	35	37	28	0	79	21

No change from 2022. Minor change from 2021 (basket was 50' longer & Par 4 for M). Major change from 2020 (basket/tee was 80' shorter, Par 3 for F, & Hole 14).

Hole 17

Par: 3 (M) / 3 (F)
Dist.: 333' / 101m



O.B.: Cart path to left & beyond.

NOTE: Basket is "floating."

2022 Hole Ranking (based on Preliminary Rounds)
MPO – 10th tied FPO – 10th tied



Hole 18

Par: 3 (M) / 3 (F)
Dist.: 301' / 92m



O.B.: Not on the island marked by rope, cart path.

D.Z.: Disc must come to rest on island from tee. If any throw from tee out-of-bounds or lost, take one-stroke penalty and next shot from the Drop Zone. Follow normal penalty rules thereafter.

2022 Hole Ranking (based on Preliminary Rounds)
MPO – 15th FPO – 2nd



Average Scores (based on Preliminary Rounds)

	2022	2021	2020
MPO	2.7	2.9	2.8
FPO	3.1	3.2	3.0

Par Percentage Rates (based on Preliminary Rounds)

	< = >			< = >			< = >		
	2022			2021			2020		
MPO	38	56	6	32	54	21	39	46	15
FPO	4	87	9	4	72	24	11	73	16

No real change from 2022 / 2021 / 2020 (except basket was made "floating" in 2021 / was Hole 15 in 2020).

Average Scores (based on Preliminary Rounds)

	2022	2021	2020
MPO	2.6	2.8	NA
FPO	3.5	3.5	NA

Par Percentage Rates (based on Preliminary Rounds)

	< = >			< = >			< = >		
	2022			2021			2020		
MPO	47	42	11	43	38	19	NA	NA	NA
FPO	8	48	44	7	59	34	NA	NA	NA

No change from 2022 / 2021 (somewhat similar to 2016 design). Redesigned hole from 2020.