

# Course Millennium Golf Disc

| Feet        | Meters    | No. |
|-------------|-----------|-----|
| <300'       | <91       | 3   |
| 300' – 399' | 91 – 122  | 8   |
| 400' – 499' | 123 – 152 | 5   |
| 500' – 599' | 153 – 182 | 0   |
| 600' – 699' | 183 – 212 | 3   |
| 700' – 799' | 213 – 242 | 1   |
| ≥800'       | ≥242      | 1   |

All First Place sudden death play-offs for divisions playing **Course Millennium** on Sunday will be Holes 15, 16, 17, & 18.

SUNDAY'S  
CTP - #4

| Features       |   |
|----------------|---|
| Greens in Play | 8 |
| Traps in Play  | 7 |
| Mandatories    | 1 |
| Islands        | 0 |

**2022 Summary**  
Design focusing on  
MPO division  
**0 Aces**

**MILLENNIUM**  
golf discs

Out-of-bounds and other applicable rules depicted on individual maps.

Two-Meter Rule is **NOT** in effect!

PUTTING AREA  
DRIVING RANGE

| Hole         | Ft            | DIST. M      | M         | PAR       | F |
|--------------|---------------|--------------|-----------|-----------|---|
| 1            | 390'          | 119          | 3         | 3         |   |
| 2            | 649'          | 198          | 4         | 5         |   |
| 3            | 359'          | 109          | 3         | 3         |   |
| 4            | 300'          | 91           | 3         | 3         |   |
| 5            | 470'          | 143          | 3         | 4         |   |
| 6            | 759'          | 231          | 4         | 5         |   |
| 7            | 315'          | 96           | 3         | 3         |   |
| 8            | 402'          | 123          | 3         | 3         |   |
| 9            | 417'          | 127          | 3         | 3         |   |
| 10           | 388'          | 118          | 3         | 3         |   |
| 11           | 635'          | 194          | 4         | 5         |   |
| 12           | 1,000'        | 305          | 5         | 5         |   |
| 13           | 363'          | 111          | 3         | 4         |   |
| 14           | 465'          | 142          | 3         | 4         |   |
| 15           | 337'          | 103          | 3         | 3         |   |
| 16           | 693'          | 211          | 4         | 5         |   |
| 17           | 322'          | 98           | 3         | 3         |   |
| 18           | 402'          | 123          | 3         | 4         |   |
| <b>Total</b> | <b>8,666'</b> | <b>2,642</b> | <b>60</b> | <b>68</b> |   |
| <b>Ave.</b>  | <b>481'</b>   | <b>147</b>   |           |           |   |






# General Course Rules – Part I

**General** - Contact Co-Tournament Director, **Scott Merritt**, at **702-370-0605** for any competition-related problems or questions, or Co-Tournament Director, **Jessica Jacquart**, at **702-275-9435** for any administration-related problems or questions. When in doubt, use the provisional rule (809.02).

**Badges** - Badges are required to be present while on the property and must be worn at all times unless actively playing/practicing.

**Caddies** - A caddie is a person who carries a player's equipment and/or assists the player during their round. Players may designate **one** caddie at a time during their round. A caddie must be at least 13 years of age and must comply with the same rules & requirements as their player. The Player is solely responsible for their caddie's conduct from the two-minute signal until the player's scorecard is submitted. Any penalties for misconduct by a caddie will be applied to both player and caddie. Caddies are **not part of the player group** for the purposes of making group calls or rulings (also see Player Group).

**Cart Paths** - The cart path is defined as the point where the roots of the grass and the concrete edge of the cart path (including raised edging) meet, unless otherwise marked by rope or paint. All other improvements (see examples below) adjacent to the cart path are not part of the cart path. The out-of-bounds line is a vertical up-and-down plane. The out-of-bounds line is part of the out-of-bounds area. **(A disc landing on dirt or grass growing over a cart path edge is out-of-bounds when 100% of the disc is on the O.B.-side of the vertical plane.)**



**Casual Water** - Unless marked as O.B., play casual water as a Casual Area (806.03). Lie may be relocated to the nearest lie which is farther from the target and is on the line of play, at the nearest point that provides relief, without penalty.

**Course Availability** - Courses are closed after Wednesday evening. Players caught playing a closed course are in violation of Player Misconduct and subject to immediate disqualification at the discretion of the Tournament Director. Facility main gate is locked from sundown to sunrise.

**Discs Retrieval (from Back Yards & Water Areas)** - Entering into private yards or wading into water to retrieve a disc will be seen as Player Misconduct and subject to immediate disqualification at the discretion of the Tournament Director and potential criminal/trespassing charges by the City of Henderson Police.

# General Course Rules – Part II

**Dress Code (applies to All Divisions)** - All players and their caddies are expected to dress appropriately and to maintain a clean and well-groomed appearance at all event sites and associated functions. (See Competition Manual, 3.04(D).)

**Green** – Unless marked by rope or paint, defined as the area within the first grass cut around a ball golf hole.

**Island Holes** - Disc must come to rest on marked islands (Course Innova, Holes 3, 6, and 7, and Course Infinite Discs, Holes 6 and 18). If island missed, as approved by the PDGA, take one-stroke penalty and next shot from the designated drop zone(s).

**Media Rights** - Disc Golf Pro Tour (Tour Series Sponsor), Jacquart Events LLC (Producer), and Innova Champion Discs (Title Sponsor) owns all media rights to the LVC. Any type of professional media equipment is prohibited without approval from the Disc Golf Pro Tour. Sharing LVC images, videos, and stories on personal social media outlets via non-professional equipment such as cell phones are welcomed, **as long as such personal posts are in no way monetized or promote a brand, business, product, or service.** Spectators with cell phones or other non-professional portable devices are not considered media and are not granted media access. (Also see Page **42 & 44.**)



**Player Group** – For all LVC divisions, the group consists of the players themselves, each player's individual caddie, any active Tournament staff such as leaderboard attendants, Tournament Officials, etc., and any credentialed media ONLY. No other people may be with the playing group. All others (including players who have already finished their round) are considered spectators and must remain in designated spectator areas.

**Sand Traps** - Sand traps are hazards (8.06.05). Take one-stroke penalty and play it where it lies (lie is not relocated). No relief provided from sand traps. Unless marked by rope or paint, defined as the point where the roots of the grass and the sand meet. The hazard line is a vertical up-and-down plane. The hazard line is part of the hazard area. **(A disc landing on grass growing over a sand trap is in the hazard when 100% of the disc is on the hazard-side of the vertical plane.)**

**Selling of Merchandise** - Permission is not granted to sell merchandise without consent of the Tournament Director. Such activities will be seen as Player Misconduct and subject to immediate disqualification at the discretion of the Tournament Director.

**Smoking Areas** - The designated smoking areas for all individuals present include parking lots, streets and service roads, outside balconies, and within 30 feet of any restroom or port-a-potty. Pace of play rules still apply. Any open and visual possession of any product banned under the smoking policy will be treated as a courtesy violation, and violators will be asked to put away the product until after the round has concluded.

**Teeing Areas** - The teeing area is defined by the area bounded by the edges of the provided tee pad (the artificial turf). When in use, Teeing Areas are in-bounds.

**Two Meter Rule** - Not in effect for all courses, all holes.

**Water Areas** – Unless marked by rope or paint, defined as the point where the water and the roots of the grass meet. The out-of-bounds line is a vertical up-and-down plane. The out-of-bounds line is part of the out-of-bounds area. **(A disc landing on grass growing over water is out-of-bounds when 100% of the disc is on the O.B.-side of the vertical plane.)**

**Zero Tolerance** - Any inappropriate activities will be dealt with immediately.

### Hole 1

Par: 3 (M) / 3 (F)  
Dist.: 390' / 119m

**MILLENNIUM**  
golf discs

**MILLENNIUM**  
golf discs

### Hole 2

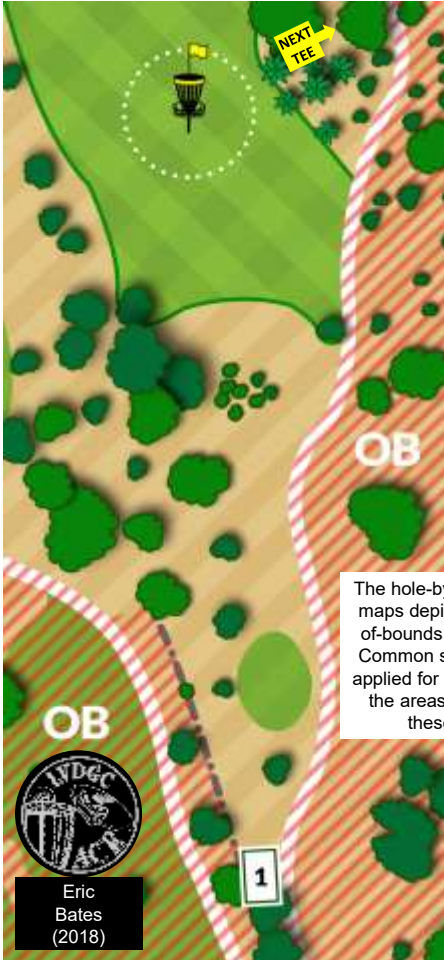
Par: 4 (M) / 5 (F)  
Dist.: 649' / 198m

O.B.: Fence/rope to left, cart paths, & beyond.

O.B.: Cart path, roped spectator area to right, fence, & beyond.

**2022 Hole Ranking** (based on Preliminary Rounds)  
MPO – 8<sup>th</sup> FPO – 7<sup>th</sup>

**2022 Hole Ranking** (based on Preliminary Rounds)  
MPO – 14<sup>th</sup> tied FPO – 18<sup>th</sup>



**Average Scores** (based on Preliminary Rounds)

|     | 2022 | 2021 | 2020 |
|-----|------|------|------|
| MPO | 2.9  | 3.0  | 3.0  |
| FPO | 3.5  | 3.4  | 3.5  |

**Average Scores** (based on Preliminary Rounds)

|     | 2022 | 2021 | 2020 |
|-----|------|------|------|
| MPO | 3.7  | 3.7  | 3.8  |
| FPO | 4.5  | 4.8  | 4.6  |

**Par Percentage Rates** (based on Preliminary Rounds)

|     | 2022 |    |    | 2021 |    |    | 2020 |    |    |
|-----|------|----|----|------|----|----|------|----|----|
|     | <    | =  | >  | <    | =  | >  | <    | =  | >  |
| MPO | 31   | 53 | 16 | 23   | 60 | 17 | 24   | 59 | 16 |
| FPO | 5    | 49 | 46 | 2    | 65 | 33 | 5    | 53 | 42 |

**Par Percentage Rates** (based on Preliminary Rounds)

|     | 2022 |    |   | 2021 |    |    | 2020 |    |    |
|-----|------|----|---|------|----|----|------|----|----|
|     | <    | =  | > | <    | =  | >  | <    | =  | >  |
| MPO | 34   | 61 | 5 | 40   | 56 | 4  | 39   | 50 | 11 |
| FPO | 56   | 37 | 7 | 49   | 37 | 14 | 11   | 52 | 37 |

No change from  
2022 / 2021 / 2020.

No real change from 2022 / 2021 / 2020 (spectator O.B. area added to right in 2022 / was Par 4 for F in 2020).

### Hole 3

Par: 3 (M) / 3 (F)  
Dist.: 359' / 109m

**MILLENNIUM**  
golf discs

**MILLENNIUM**  
golf discs

### Hole 4

Par: 3 (M) / 3 (F)  
Dist.: 300' / 91m

O.B.: Roped spectator area to right/left, fence, & beyond.

HAZARD: Sand trap (well behind basket).

CART PATH VARIANCE: Only hole on course where the cart path (and prior/beyond) is in bounds.

O.B.: Cart path & prior in front of tee & to left/right, roped spectator area to left, fence, & beyond; green.

HAZARD: Sand traps.

RE-TEE: If any throw from tee never crosses in-bounds or lost, take one-stroke penalty and re-tee.

2022 Hole Ranking (based on Preliminary Rounds)

MPO – 18<sup>th</sup>

FPO – 9<sup>th</sup> tied

2022 Hole Ranking (based on Preliminary Rounds)

MPO – 15<sup>th</sup>

FPO – 8<sup>th</sup>



Average Scores (based on Preliminary Rounds)

|     | 2022 | 2021 | 2020 |
|-----|------|------|------|
| MPO | 2.6  | 2.7  | 2.8  |
| FPO | 3.4  | 3.2  | 3.2  |

Par Percentage Rates (based on Preliminary Rounds)

|     | < = > |      |      | < = > |      |      | < = > |      |      |
|-----|-------|------|------|-------|------|------|-------|------|------|
|     | 2022  | 2021 | 2020 | 2022  | 2021 | 2020 | 2022  | 2021 | 2020 |
| MPO | 50    | 43   | 7    | 38    | 59   | 3    | 32    | 59   | 10   |
| FPO | 3     | 63   | 34   | 4     | 76   | 20   | 11    | 73   | 16   |

No real change from 2022 / 2021 / 2010  
(spectator O.B. areas added in 2022).

Average Scores (based on Preliminary Rounds)

|     | 2022 | 2021 | 2020 |
|-----|------|------|------|
| MPO | 2.7  | 2.9  | 3.0  |
| FPO | 3.5  | 3.2  | 3.1  |

Par Percentage Rates (based on Preliminary Rounds)

|     | < = > |      |      | < = > |      |      | < = > |      |      |
|-----|-------|------|------|-------|------|------|-------|------|------|
|     | 2022  | 2021 | 2020 | 2022  | 2021 | 2020 | 2022  | 2021 | 2020 |
| MPO | 42    | 46   | 12   | 30    | 50   | 20   | 29    | 49   | 22   |
| FPO | 5     | 53   | 42   | 7     | 67   | 26   | 5     | 84   | 11   |

No real change from 2022 / 2021 / 2020  
(spectator O.B. area to left added in 2022).

### Hole 5

Par: 3 (M) / 4 (F)  
Dist.: 470' / 143m

**MILLENNIUM**  
golf discs

**MILLENNIUM**  
golf discs

### Hole 6

Par: 4 (M) / 5 (W)  
Dist.: 759' / 231m

O.B.: Cart path & prior in front of tee & to left/right; fence, roped area left/behind green, & beyond; green.

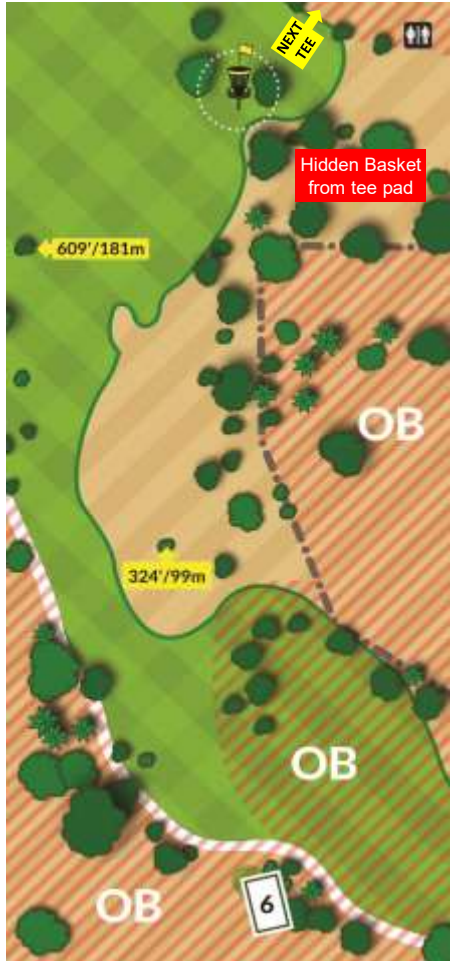
O.B.: Cart path & prior in front of tee & to left; roped area to right, fence, roped spectator area well behind basket (off map), & beyond.

D.Z.: If any throw from tee never crosses in-bounds or lost, take one-stroke penalty and next shot from Drop Zone. Follow normal penalty rules thereafter.

RE-TEE: If any throw from tee never crosses in-bounds or lost, take one-stroke penalty and re-tee.

**2022 Hole Ranking (based on Preliminary Rounds)**  
MPO – 1<sup>st</sup> FPO – 12<sup>th</sup>

**2022 Hole Ranking (based on Preliminary Rounds)**  
MPO – 13<sup>th</sup> FPO – 13<sup>th</sup>



| Average Scores (based on Preliminary Rounds) |      |      |      |
|--|------|------|------|
|  | 2022 | 2021 | 2020 |
| MPO  | 3.3  | 3.3  | 3.4  |
| FPO  | 4.0  | 3.9  | 3.6  |

| Average Scores (based on Preliminary Rounds) |      |      |      |
|--|------|------|------|
|  | 2022 | 2021 | 2020 |
| MPO  | 3.7  | 3.8  | 3.9  |
| FPO  | 4.8  | 4.9  | 4.4  |

| Par Percentage Rates (based on Preliminary Rounds) |          |          |         |
|--|----------|----------|---------|
|  | < = >    | < = >    | < = >   |
|  | 2022     | 2021     | 2020    |
| MPO  | 5 65 30  | 2 71 27  | 5 63 32 |
| FPO  | 31 47 22 | 41 43 16 | 0 53 47 |

| Par Percentage Rates (based on Preliminary Rounds) |          |          |          |
|--|----------|----------|----------|
|  | < = >    | < = >    | < = >    |
|  | 2022     | 2021     | 2020     |
| MPO  | 49 35 16 | 33 54 13 | 33 47 20 |
| FPO  | 34 53 13 | 46 33 21 | 0 58 42  |

No real change from 2022 / 2021 / 2020 (O.B. area behind basket added in 2022 / was Par 3 for F in 2020).

No real change from 2022 / 2021 / 2020 (roped O.B. areas added in 2022 / was Par 4 for F in 2020).

### Hole 7

Par: 3 (M) / 3 (F)  
Dist.: 315' / 96m

**MILLENNIUM**  
golf discs

**MILLENNIUM**  
golf discs

### Hole 8

Par: 3 (M) / 3 (F)  
Dist.: 402' / 123m

O.B.: Rope & beyond.

O.B.: Cart path & prior in front of tee & to left/right; rope to right, cart path, & beyond; green.

RE-TEE: If any throw from tee never crosses in-bounds or lost, take one-stroke penalty and re-tee.

#### 2022 Hole Ranking (based on Preliminary Rounds)

MPO – 9<sup>th</sup>

FPO – 6<sup>th</sup>

#### 2022 Hole Ranking (based on Preliminary Rounds)

MPO – 2<sup>nd</sup>

FPO – 1<sup>st</sup>



Statistics in pink text indicates that the layout somewhat differs from the 2021 layout.



#### Average Scores (based on Preliminary Rounds)

|     | 2022 | 2021 | 2020 |
|-----|------|------|------|
| MPO | 2.9  | 2.9  | 2.9  |
| FPO | 3.6  | 3.3  | 3.3  |

#### Par Percentage Rates (based on Preliminary Rounds)

|     | < = > |    |    | < = > |    |    | < = > |    |    |
|-----|-------|----|----|-------|----|----|-------|----|----|
|     | 2022  |    |    | 2021  |    |    | 2020  |    |    |
| MPO | 23    | 71 | 6  | 21    | 75 | 4  | 17    | 72 | 11 |
| FPO | 2     | 47 | 51 | 0     | 76 | 24 | 0     | 68 | 32 |

Major redesign from 2022 / 2021 / 2020 (basket was 150' longer & tee was left-side of Hole 6's fairway).

#### Average Scores (based on Preliminary Rounds)

|     | 2022 | 2021 | 2020 |
|-----|------|------|------|
| MPO | 3.0  | 3.0  | 3.0  |
| FPO | 3.9  | 3.7  | 3.0  |

#### Par Percentage Rates (based on Preliminary Rounds)

|     | < = > |    |    | < = > |    |    | < = > |    |    |
|-----|-------|----|----|-------|----|----|-------|----|----|
|     | 2022  |    |    | 2021  |    |    | 2020  |    |    |
| MPO | 27    | 49 | 24 | 27    | 51 | 22 | 24    | 60 | 16 |
| FPO | 3     | 44 | 53 | 4     | 52 | 44 | 5     | 74 | 21 |

No real change from 2022 (O.B. added to right in 2023). Minor redesign from 2021 / 2020 (basket was 40' shorter & tee was near Basket 7's alley way).

## Hole 9

Par: 3 (M) / 3 (F)  
Dist.: 417' / 127m

**MILLENNIUM**  
golf discs

**MILLENNIUM**  
golf discs

## Hole 10

Par: 3 (M) / 3 (F)  
Dist.: 388' / 118m

O.B.: Cart path & prior in front of tee & to left/right; rope right-side of fairway & around basket, water/rope behind basket, & beyond.

RE-TEE: If any throw from tee never crosses in-bounds or lost, take one-stroke penalty and re-tee.

O.B.: Cart path & prior in front of tee & to left/right; water line/rope, roped spectator area behind/left of basket, & beyond.

RE-TEE: If any throw from tee never crosses in-bounds or lost, take one-stroke penalty and re-tee.

**2022 Hole Ranking (based on Preliminary Rounds)**  
MPO – 6<sup>th</sup> FPO – 4<sup>th</sup>

**2022 Hole Ranking (based on Preliminary Rounds)**  
MPO – 5<sup>th</sup> FPO – 10<sup>th</sup>



Andrew  
Presnell  
(2019)

### Average Scores (based on Preliminary Rounds)

|     | 2022 | 2021 | 2020 |
|-----|------|------|------|
| MPO | 2.9  | 2.9  | 2.6  |
| FPO | 3.7  | 3.3  | 3.1  |

### Par Percentage Rates (based on Preliminary Rounds)

|     | <    | =  | >  | <    | =  | >  | <    | =  | >  |
|-----|------|----|----|------|----|----|------|----|----|
|     | 2022 |    |    | 2021 |    |    | 2020 |    |    |
| MPO | 24   | 62 | 14 | 31   | 54 | 15 | 45   | 52 | 3  |
| FPO | 0    | 44 | 56 | 2    | 65 | 33 | 5    | 74 | 21 |

No real change from 2022 (O.B. area added right & around basket in 2023). Minor changes from 2021 / 2020 (basket was 50' shorter in 2021 / basket was 70' shorter in 2020).

### Average Scores (based on Preliminary Rounds)

|     | 2022 | 2021 | 2020 |
|-----|------|------|------|
| MPO | 2.9  | 3.1  | 2.9  |
| FPO | 3.4  | 3.4  | 3.2  |

### Par Percentage Rates (based on Preliminary Rounds)

|     | <    | =  | >  | <    | =  | >  | <    | =  | >  |
|-----|------|----|----|------|----|----|------|----|----|
|     | 2022 |    |    | 2021 |    |    | 2020 |    |    |
| MPO | 24   | 61 | 15 | 32   | 43 | 25 | 28   | 60 | 12 |
| FPO | 0    | 63 | 37 | 4    | 70 | 26 | 0    | 79 | 21 |

No real change from 2022. Minor redesign from 2021 / 2020 (basket was 10' shorter & tee was near Basket 9).



### Hole 11

Par: 4 (M) / 5 (F)  
Dist.: 635' / 194m

**MILLENNIUM**  
golf discs

**MILLENNIUM**  
golf discs

### Hole 12

Par: 5 (M) / 5 (F)  
Dist.: 1,000' / 305m

O.B.: Cart path & prior in front of tee & to left; roped spectator area left of basket, water line/rope, & beyond; green.

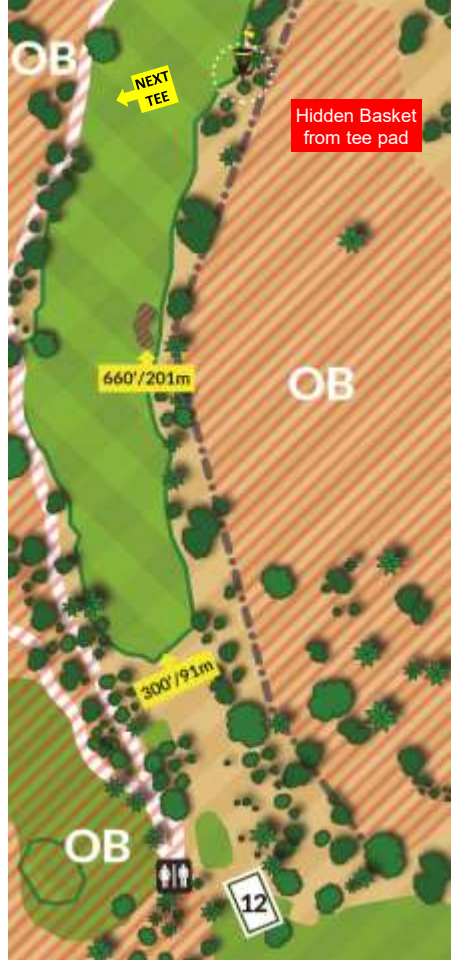
D.Z.: If any throw from tee never crosses in-bounds or lost, take one-stroke penalty and next shot from Drop Zone. Follow normal penalty rules thereafter.

O.B.: Roped spectator area left of tee, cart path to left, fence to right, & beyond. (Note basket is NOT the one seen on top of the hill as that is the Basket for Hole 13...the next hole.)

HAZARD: Sand trap.

**2022 Hole Ranking** (based on Preliminary Rounds)  
MPO – 11<sup>th</sup> FPO – 2<sup>nd</sup>

**2022 Hole Ranking** (based on Preliminary Rounds)  
MPO – 17<sup>th</sup> FPO – 3<sup>rd</sup>



#### Average Scores (based on Preliminary Rounds)

|     | 2022 | 2021 | 2020 |
|-----|------|------|------|
| MPO | 3.8  | 3.6  | 3.7  |
| FPO | 4.8  | 4.4  | 4.1  |

#### Par Percentage Rates (based on Preliminary Rounds)

|     | < = > |      |      | < = > |      |      | < = > |      |      |
|-----|-------|------|------|-------|------|------|-------|------|------|
|     | 2022  | 2021 | 2020 | 2022  | 2021 | 2020 | 2022  | 2021 | 2020 |
| MPO | 40    | 41   | 19   | 53    | 35   | 12   | 48    | 40   | 12   |
| FPO | 5     | 41   | 54   | 13    | 57   | 30   | 21    | 58   | 21   |

No real change from 2022 (O.B. added near Basket 9 in 2023).  
Minor redesign from 2021 / 2020 (basket/tee was 70' shorter).

#### Average Scores (based on Preliminary Rounds)

|     | 2022 | 2020 | 2020 |
|-----|------|------|------|
| MPO | 4.7  | 4.7  | 4.8  |
| FPO | 5.8  | 5.7  | 6.1  |

#### Par Percentage Rates (based on Preliminary Rounds)

|     | < = > |      |      | < = > |      |      | < = > |      |      |
|-----|-------|------|------|-------|------|------|-------|------|------|
|     | 2022  | 2021 | 2020 | 2022  | 2021 | 2020 | 2022  | 2021 | 2020 |
| MPO | 58    | 24   | 18   | 47    | 41   | 12   | 45    | 35   | 20   |
| FPO | 3     | 37   | 60   | 2     | 50   | 48   | 0     | 32   | 68   |

No change from  
2022 / 2021 / 2020.

### Hole 13

Par: 3 (M) / 4 (F)  
Dist.: 363' / 111m

**MILLENNIUM**  
golf discs

**MILLENNIUM**  
golf discs

### Hole 14

Par: 3 (M) / 4 (F)  
Dist.: 465' / 142m

O.B.: Cart path & prior in front of tee & to left/right; cart path behind basket, fence, & beyond; green.

O.B.: Cart paths & beyond; green.

HAZARD: Sand trap.

HAZARD: Sand trap.

RE-TEE: If any throw from tee never crosses in-bounds or lost, take one-stroke penalty and re-tee.

#### 2022 Hole Ranking (based on Preliminary Rounds)

MPO – 2<sup>nd</sup> tied

FPO – 17<sup>th</sup>

#### 2022 Hole Ranking (based on Preliminary Rounds)

MPO – 4<sup>th</sup>

FPO – 16<sup>th</sup>



#### Average Scores (based on Preliminary Rounds)

|     | 2022 | 2020 | 2020 |
|-----|------|------|------|
| MPO | 3.0  | 3.1  | 3.4  |
| FPO | 3.5  | 3.7  | 4.1  |

#### Par Percentage Rates (based on Preliminary Rounds)

|     | < = > |    |    | < = > |    |    | < = > |    |    |
|-----|-------|----|----|-------|----|----|-------|----|----|
|     | 2022  |    |    | 2021  |    |    | 2020  |    |    |
| MPO | 27    | 49 | 24 | 23    | 51 | 26 | 3     | 61 | 36 |
| FPO | 71    | 14 | 15 | 2     | 46 | 52 | 0     | 32 | 68 |

No real change from 2022 / 2021 (except Par 3 for F). Minor change from 2020 (tee was 90' farther & was Par 3 for F).

#### Average Scores (based on Preliminary Rounds)

|     | 2022 | 2021 | 2020 |
|-----|------|------|------|
| MPO | 3.0  | 3.1  | 3.2  |
| FPO | 3.6  | 3.6  | 3.8  |

#### Par Percentage Rates (based on Preliminary Rounds)

|     | < = > |    |    | < = > |    |    | < = > |    |    |
|-----|-------|----|----|-------|----|----|-------|----|----|
|     | 2022  |    |    | 2021  |    |    | 2020  |    |    |
| MPO | 13    | 73 | 14 | 10    | 68 | 22 | 7     | 67 | 26 |
| FPO | 49    | 41 | 10 | 57    | 26 | 17 | 0     | 32 | 68 |

No real change from 2022 / 2021 / 2020 (basket was 25' shorter in 2021 / was Par 3 for F in 2020).

### Hole 15

Par: 3 (M) / 3 (F)  
Dist.: 337' / 103m

**MILLENNIUM**  
golf discs

**MILLENNIUM**  
golf discs

### Hole 16

Par: 4 (M) / 5 (F)  
Dist.: 693' / 211m

O.B.: Fence/rope to left, rocks/rope behind basket, cart path to right, & beyond.

O.B.: Cart path to left, fence, & beyond; green.  
HAZARD: Sand trap.

**2022 Hole Ranking (based on Preliminary Rounds)**  
MPO – 16<sup>th</sup> FPO – 11<sup>th</sup>

**2022 Hole Ranking (based on Preliminary Rounds)**  
MPO – 12<sup>th</sup> FPO – 14<sup>th</sup>



#### Average Scores (based on Preliminary Rounds)

|     | 2022 | 2021 | 2020 |
|-----|------|------|------|
| MPO | 2.7  | 3.0  | 2.9  |
| FPO | 3.4  | 3.6  | 3.4  |

#### Par Percentage Rates (based on Preliminary Rounds)

|     | < = > |    |    | < = > |    |    | < = > |    |    |
|-----|-------|----|----|-------|----|----|-------|----|----|
|     | 2022  |    |    | 2021  |    |    | 2020  |    |    |
| MPO | 41    | 50 | 9  | 35    | 40 | 25 | 30    | 50 | 20 |
| FPO | 12    | 47 | 41 | 7     | 48 | 45 | 11    | 57 | 32 |

No real change from 2022 / 2021 / 2020  
(basket raised in 2021).

#### Average Scores (based on Preliminary Rounds)

|     | 2022 | 2021 | 2020 |
|-----|------|------|------|
| MPO | 3.8  | 4.0  | 3.8  |
| FPO | 4.8  | 4.7  | 4.8  |

#### Par Percentage Rates (based on Preliminary Rounds)

|     | < = > |    |    | < = > |    |    | < = > |    |    |
|-----|-------|----|----|-------|----|----|-------|----|----|
|     | 2022  |    |    | 2021  |    |    | 2020  |    |    |
| MPO | 41    | 48 | 11 | 37    | 39 | 24 | 34    | 44 | 22 |
| FPO | 39    | 46 | 15 | 41    | 50 | 9  | 5     | 37 | 58 |

No change from 2022 / 2021 / 2020  
(was Par 4 for F in 2020).

### Hole 17

Par: 3 (M) / 3 (F)  
Dist.: 322' / 98m

**MILLENNIUM**  
golf discs

**MILLENNIUM**  
golf discs

### Hole 18

Par: 3 (M) / 4 (F)  
Dist.: 402' / 123m

O.B.: Cart paths, fence/rope to left, and beyond.

MANDATORY: The inside poles of the metal green arch.

RE-TEE: If any throw from tee misses mandatory or lost, take one-stroke penalty and re-tee.


O.B.: Cart path & beyond to right, fence/rope to left, driveway/curbing behind basket, & beyond; green.

HAZARD: Sand trap.

RE-TEE: If any throw from tee never crosses in-bounds or lost, take one-stroke penalty and re-tee.

**2022 Hole Ranking** (based on Preliminary Rounds)  
MPO – 7<sup>th</sup> FPO – 4<sup>th</sup>

**2022 Hole Ranking** (based on Preliminary Rounds)  
MPO – 10<sup>th</sup> FPO – 15<sup>th</sup>



#### Average Scores (based on Preliminary Rounds)

|     | 2022 | 2021 | 2020 |
|-----|------|------|------|
| MPO | 2.9  | 3.1  | 4.0  |
| FPO | 3.7  | 3.7  | 4.8  |

#### Par Percentage Rates (based on Preliminary Rounds)

|     | < = > |    |    | < = > |    |    | < = > |    |    |
|-----|-------|----|----|-------|----|----|-------|----|----|
|     | 2021  |    |    | 2021  |    |    | 2020  |    |    |
| MPO | 25    | 64 | 11 | 15    | 69 | 16 | 26    | 46 | 28 |
| FPO | 0     | 51 | 49 | 0     | 48 | 52 | 0     | 32 | 68 |

No change from 2022 / 2021. Major change from 2020 (basket was 110' longer & a Par 4).

#### Average Scores (based on Preliminary Rounds)

|     | 2022 | 2021 | 2020 |
|-----|------|------|------|
| MPO | 3.8  | 3.7  | 3.6  |
| FPO | 4.7  | 5.1  | 4.3  |

#### Par Percentage Rates (based on Preliminary Rounds)

|     | < = > |    |    | < = > |    |    | < = > |    |    |
|-----|-------|----|----|-------|----|----|-------|----|----|
|     | 2022  |    |    | 2021  |    |    | 2020  |    |    |
| MPO | 42    | 33 | 25 | 56    | 20 | 24 | 59    | 27 | 14 |
| FPO | 49    | 24 | 27 | 39    | 30 | 31 | 32    | 36 | 32 |

Major redesign from 2022 / 2021 / 2020 (basket was 230' longer & tee was along right-side of Hole 17's fairway).