

Course Millennium Golf Disc

| Feet | Meters | No. |
|-------------|-----------|-----|
| <300' | <91 | 0 |
| 300' – 399' | 91 – 122 | 8 |
| 400' – 499' | 123 – 152 | 5 |
| 500' – 599' | 153 – 182 | 0 |
| 600' – 699' | 183 – 212 | 3 |
| 700' – 799' | 213 – 242 | 1 |
| ≥800' | ≥242 | 1 |

All First Place sudden death play-offs for divisions playing **Course Millennium** on Sunday will be Holes 15, 16, 17, & 18.



DAILY
CTP

Features
Greens in Play 8
Traps in Play 7
Mandatories 1
Islands 0

2023 Summary
Design focusing on
MPO division
0 Aces

MILLENNIUM
golf discs

Out-of-bounds and other
applicable rules depicted
on individual maps.

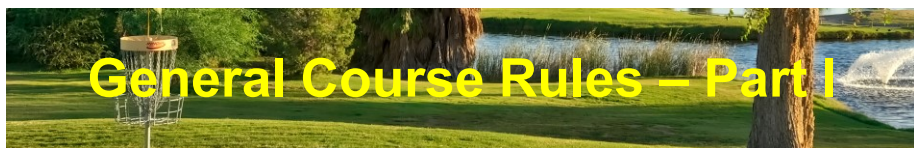
PRACTICE
AREA

Two-Meter Rule is **NOT**
in effect!

| Hole | Ft | DIST. M | M | PAR | F |
|--------------|---------------|--------------|-----------|-----------|---|
| 1 | 390' | 119 | 3 | 3 | |
| 2 | 649' | 198 | 4 | 5 | |
| 3 | 359' | 109 | 3 | 3 | |
| 4 | 345' | 105 | 3 | 3 | |
| 5 | 470' | 143 | 3 | 4 | |
| 6 | 759' | 231 | 4 | 5 | |
| 7 | 315' | 96 | 3 | 3 | |
| 8 | 402' | 123 | 3 | 4 | |
| 9 | 417' | 127 | 3 | 4 | |
| 10 | 388' | 118 | 3 | 3 | |
| 11 | 635' | 194 | 4 | 5 | |
| 12 | 1,000' | 305 | 5 | 5 | |
| 13 | 363' | 111 | 3 | 4 | |
| 14 | 465' | 142 | 3 | 4 | |
| 15 | 427' | 130 | 3 | 4 | |
| 16 | 693' | 211 | 4 | 5 | |
| 17 | 322' | 98 | 3 | 4 | |
| 18 | 392' | 119 | 3 | 4 | |
| Total | 8,791' | 2,679 | 60 | 72 | |
| Ave. | 488' | 149 | | | |

Imagery Date: 5/13/1950/

36°03'45.07" N 115°04'45.32" W elev 1921 ft eye alt 3700 ft







General - Contact Tournament Director, **Jeff Jacquart**, at **702-249-0387**, or Competition Director, **Scott Merritt**, at **702-370-0605** for any competition-related problems or questions, or for any administration-related problems or questions. When in doubt, use the provisional rule (809.02).

Awards - Ties for second and third place trophies will use final hot round.

Badges - Badges are required to be present while on the property and must be worn at all times unless actively playing/practicing (then carried in bag).

Caddies - A caddie is a person who carries a player's equipment and/or assists the player during their round. Players may designate **one** caddie at a time during their round. A caddie must be at least 13 years of age and must comply with the same rules & requirements as their player. The Player is solely responsible for their caddie's conduct from the two-minute signal until the player's scorecard is submitted. Any penalties for misconduct by a caddie will be applied to both player and caddie. Caddies are **not part of the player group** for the purposes of making group calls or rulings (also see Player Group).

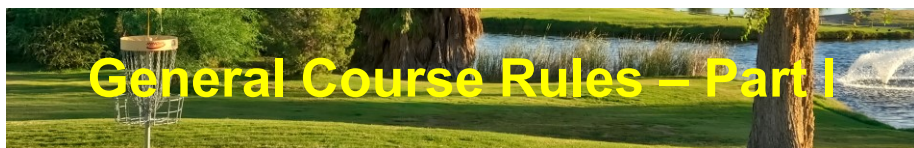
Cart Paths - The cart path is defined as the point where the roots of the grass and the concrete edge of the cart path (including raised edging) meet, unless otherwise marked by rope or paint. All other improvements (see examples below) adjacent to the cart path are not part of the cart path. The out-of-bounds line is a vertical up-and-down plane. The out-of-bounds line is part of the out-of-bounds area. **(A disc landing on dirt or grass growing over a cart path edge is out-of-bounds when 100% of the disc is on the O.B.-side of the vertical plane.)**



Casual Water - Unless marked as O.B., play casual water as a Casual Area (806.03). Lie may be relocated to the nearest lie which is farther from the target and is on the line of play, at the nearest point that provides relief, without penalty.

Course Availability - Courses are closed after Wednesday evening. Players caught playing a closed course are in violation of Player Misconduct and subject to immediate disqualification at the discretion of the Tournament Director. Facility main gate is locked from sundown to sunrise.

Discs Retrieval (from Back Yards & Water Areas) - Entering into private yards or wading into water to retrieve a disc will be seen as Player Misconduct and subject to immediate disqualification at the discretion of the Tournament Director and potential criminal/trespassing charges by the City of Henderson Police.








General - Contact Tournament Director, **Jeff Jacquart**, at **702-249-0387**, or Competition Director, **Scott Merritt**, at **702-370-0605** for any competition-related problems or questions, or for any administration-related problems or questions. When in doubt, use the provisional rule (809.02).

Awards - Ties for second and third place trophies will use final hot round.

Badges - Badges are required to be present while on the property and must be worn at all times unless actively playing/practicing (then carried in bag).

Caddies - A caddie is a person who carries a player's equipment and/or assists the player during their round. Players may designate **one** caddie at a time during their round. A caddie must be at least 13 years of age and must comply with the same rules & requirements as their player. The Player is solely responsible for their caddie's conduct from the two-minute signal until the player's scorecard is submitted. Any penalties for misconduct by a caddie will be applied to both player and caddie. Caddies are **not part of the player group** for the purposes of making group calls or rulings (also see Player Group).

Cart Paths - The cart path is defined as the point where the roots of the grass and the concrete edge of the cart path (including raised edging) meet, unless otherwise marked by rope or paint. All other improvements (see examples below) adjacent to the cart path are not part of the cart path. The out-of-bounds line is a vertical up-and-down plane. The out-of-bounds line is part of the out-of-bounds area. **(A disc landing on dirt or grass growing over a cart path edge is out-of-bounds when 100% of the disc is on the O.B.-side of the vertical plane.)**



Casual Water - Unless marked as O.B., play casual water as a Casual Area (806.03). Lie may be relocated to the nearest lie which is farther from the target and is on the line of play, at the nearest point that provides relief, without penalty.

Course Availability - Courses are closed after Wednesday evening. Players caught playing a closed course are in violation of Player Misconduct and subject to immediate disqualification at the discretion of the Tournament Director. Facility main gate is locked from sundown to sunrise.

Discs Retrieval (from Back Yards & Water Areas) - Entering into private yards or wading into water to retrieve a disc will be seen as Player Misconduct and subject to immediate disqualification at the discretion of the Tournament Director and potential criminal/trespassing charges by the City of Henderson Police.

MILLENNIUM
golf discs

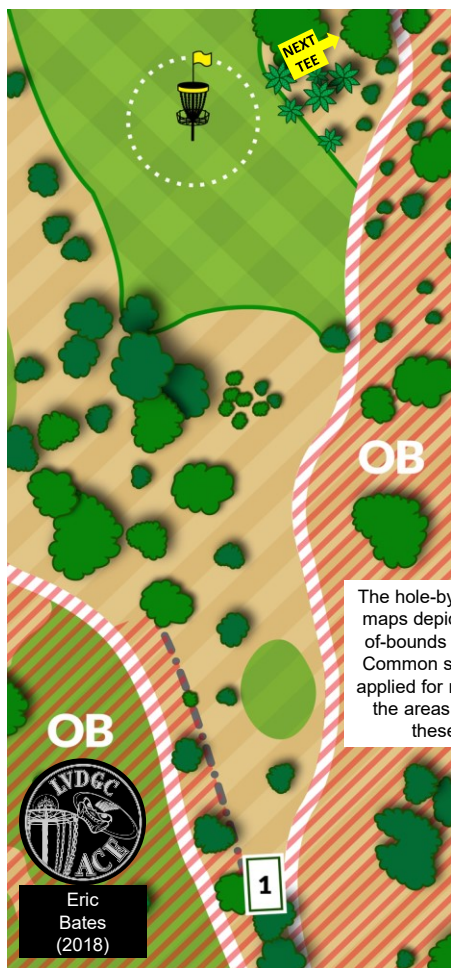
MILLENNIUM
golf discs

Par: 4 (M) / 5 (F)
Dist.: 649' / 198m

O.B.: Fence/rope to left, cart paths, & beyond.

O.B.: Cart path, roped spectator area to right, fence, & beyond behind basket.

2023 Hole Ranking (based on Preliminary Rounds)
MPO – 9th **FPO – NA**



The hole-by-hole detailed maps depict nearby out-of-bounds and hazards. Common sense shall be applied for rulings beyond the areas depicted on these maps.

2023 Hole Ranking (based on Preliminary Rounds)
MPO – 15th **FPO – NA**



Statistics in pink text indicates that the layout somewhat differs ($\geq 100'$) from the 2024 layout.

Average Scores (based on Preliminary Rounds)

| | 2023 | 2022 | 2021 |
|-----|------|------|------|
| MPO | 2.8 | 2.9 | 3.0 |
| FPO | NA | 3.5 | 3.4 |

Par Percentage Rates (based on Preliminary Rounds)

| | | | | | | | | | |
|-----|------|----|----|------|----|----|------|----|----|
| | < | = | > | < | = | > | < | = | > |
| | 2023 | | | 2022 | | | 2021 | | |
| MPO | 27 | 64 | 9 | 31 | 53 | 16 | 23 | 60 | 17 |
| FPO | NA | NA | NA | 5 | 49 | 46 | 2 | 65 | 33 |

No change from
2023 / 2022 / 2021.

Average Scores (based on Preliminary Rounds)

| | 2023 | 2022 | 2021 |
|-----|------|------|------|
| MPO | 3.5 | 3.7 | 3.7 |
| FPO | NA | 4.5 | 4.8 |

Par Percentage Rates (based on Preliminary Rounds)

| | | | | | | | | | |
|-----|------|----|----|------|----|---|------|----|----|
| | < | = | > | < | = | > | < | = | > |
| | 2023 | | | 2022 | | | 2021 | | |
| MPO | 53 | 42 | 5 | 34 | 61 | 5 | 40 | 56 | 4 |
| FPO | NA | NA | NA | 56 | 37 | 7 | 49 | 37 | 14 |

No real change from 2023 / 2022 / 2021
(spectator O.B. area added to right in 2022).

Hole 3

Par: 3 (M) / 3 (F)
Dist.: 359' / 109m

MILLENNIUM
golf discs

O.B.: Roped spectator area to right/left, fence, & beyond.

HAZARD: Sand trap (well behind basket).

CART PATH VARIANCE: Only hole on course where the cart path (and prior/beyond) is in bounds.

2023 Hole Ranking (based on Preliminary Rounds)
MPO – 14th FPO – NA



Average Scores (based on Preliminary Rounds)

| | 2023 | 2022 | 2021 |
|-----|------|------|------|
| MPO | 2.6 | 2.6 | 2.7 |
| FPO | NA | 3.4 | 3.2 |

Par Percentage Rates (based on Preliminary Rounds)

| | < | = | > | < | = | > | < | = | > |
|-----|------|----|----|------|----|----|------|----|----|
| | 2023 | | | 2022 | | | 2021 | | |
| MPO | 52 | 39 | 9 | 50 | 43 | 7 | 38 | 59 | 3 |
| FPO | NA | NA | NA | 3 | 63 | 34 | 4 | 76 | 20 |

No real change from 2023 / 2022 / 2021
(spectator O.B. areas added in 2022).

MILLENNIUM
golf discs

Hole 4

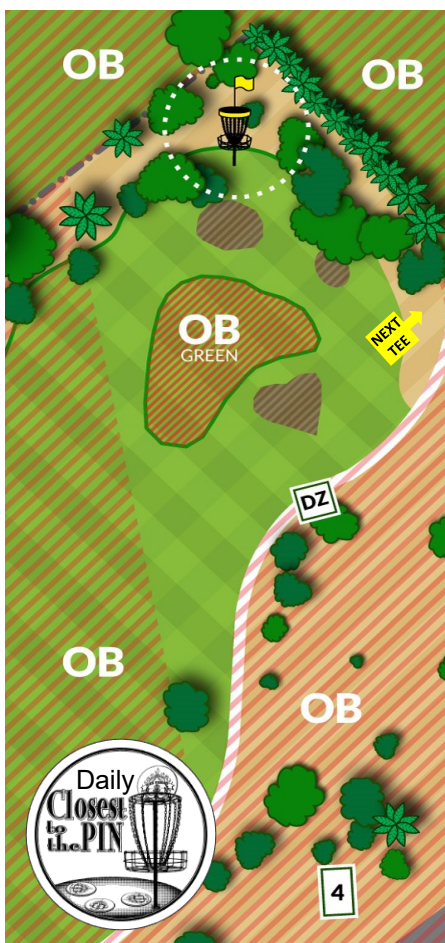
Par: 3 (M) / 3 (F)
Dist.: 345' / 105m

O.B.: Cart path & prior in front of tee & to left/right, roped spectator area to left, fence, & beyond; green.

HAZARD: Sand traps.

D.Z.: If any throw from tee never crosses in-bounds or lost, take one-stroke penalty & next shot from D.Z.. Follow normal penalty rules thereafter.

2023 Hole Ranking (based on Preliminary Rounds)
MPO – 10th FPO – NA



Average Scores (based on Preliminary Rounds)

| | 2023 | 2022 | 2021 |
|-----|------|------|------|
| MPO | 2.8 | 2.7 | 2.9 |
| FPO | NA | 3.5 | 3.2 |

Par Percentage Rates (based on Preliminary Rounds)

| | < | = | > | < | = | > | < | = | > |
|-----|------|----|----|------|----|----|------|----|----|
| | 2023 | | | 2022 | | | 2021 | | |
| MPO | 39 | 47 | 14 | 42 | 46 | 12 | 30 | 50 | 20 |
| FPO | NA | NA | NA | 5 | 53 | 42 | 7 | 67 | 26 |

Minor change from 2023 / 2022 / 2021 (tee was 45' shorter & spectator O.B. area to left added in 2022).

Hole 5

Par: 3 (M) / 4 (F)

Dist.: 470' / 143m

MILLENNIUM
golf discs

MILLENNIUM
golf discs

Hole 6

Par: 4 (M) / 5 (W)

Dist.: 759' / 231m

O.B.: Cart path & prior in front of tee & to left/right; fence, roped area left/behind green, & beyond; green.

D.Z.: If any throw from tee never crosses in-bounds or lost, take one-stroke penalty and next shot from Drop Zone. Follow normal penalty rules thereafter.

O.B.: Cart path & prior in front of tee & to left; roped area to right, fence, roped spectator area well behind basket (off map), & beyond.

RE-TEE: If any throw from tee never crosses in-bounds or lost, take one-stroke penalty and re-tee.

2023 Hole Ranking (based on Preliminary Rounds)

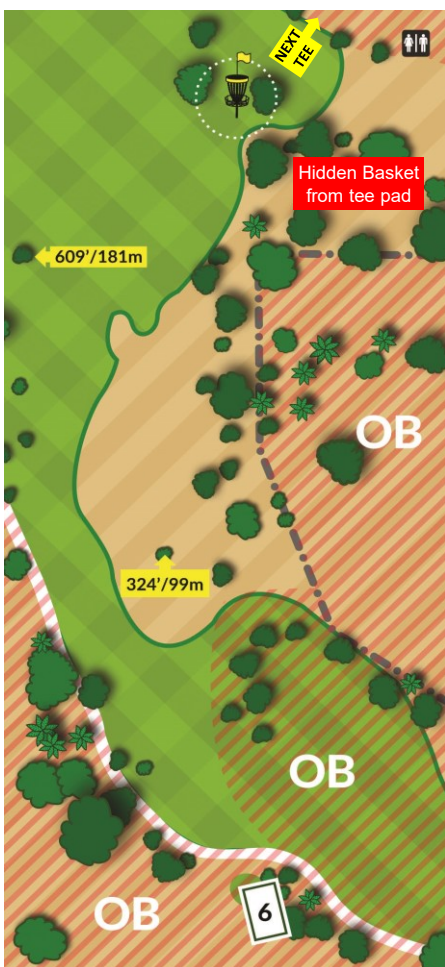
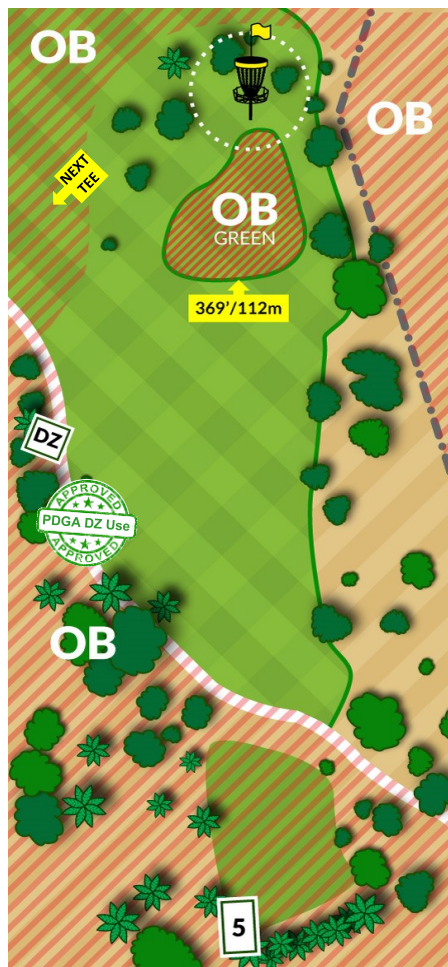
MPO – 1st

FPO – NA

2023 Hole Ranking (based on Preliminary Rounds)

MPO – 12th

FPO – NA



Average Scores (based on Preliminary Rounds)

| | 2023 | 2022 | 2021 |
|-----|------|------|------|
| MPO | 3.3 | 3.3 | 3.3 |
| FPO | NA | 4.0 | 3.9 |

Par Percentage Rates (based on Preliminary Rounds)

| | < | = | > | < | = | > | < | = | > |
|-----|------|------|------|------|------|------|------|------|------|
| | 2023 | 2022 | 2021 | 2023 | 2022 | 2021 | 2023 | 2022 | 2021 |
| MPO | 9 | 65 | 26 | 5 | 65 | 30 | 2 | 71 | 27 |
| FPO | NA | NA | NA | 31 | 47 | 22 | 41 | 43 | 16 |

No real change from 2023 / 2022 / 2021 (D.Z. moved in 2023 / O.B. area behind basket added in 2022).

Average Scores (based on Preliminary Rounds)

| | 2023 | 2022 | 2021 |
|-----|------|------|------|
| MPO | 3.7 | 3.7 | 3.8 |
| FPO | NA | 4.8 | 4.9 |

Par Percentage Rates (based on Preliminary Rounds)

| | < | = | > | < | = | > | < | = | > |
|-----|------|------|------|------|------|------|------|------|------|
| | 2023 | 2022 | 2021 | 2023 | 2022 | 2021 | 2023 | 2022 | 2021 |
| MPO | 42 | 49 | 9 | 49 | 35 | 16 | 33 | 54 | 13 |
| FPO | NA | NA | NA | 34 | 53 | 13 | 46 | 33 | 21 |

No real change from 2023 / 2022 / 2021 (roped O.B. areas added in 2022).

| Average Scores (based on Preliminary Rounds) | | | | | | | | | | | | |
|---|-------|----|----|--|-------|----|----|--|-------|----|----|--|
| | 2023 | | | | 2022 | | | | 2021 | | | |
| MPO | 3.0 | | | | 3.0 | | | | 3.0 | | | |
| FPO | NA | | | | 3.9 | | | | 3.7 | | | |
| Par Percentage Rates (based on Preliminary Rounds) | | | | | | | | | | | | |
| | < = > | | | | < = > | | | | < = > | | | |
| | 2023 | | | | 2022 | | | | 2021 | | | |
| MPO | 31 | 50 | 19 | | 27 | 49 | 24 | | 27 | 51 | 22 | |
| FPO | NA | NA | NA | | 3 | 44 | 53 | | 4 | 52 | 44 | |
| No real change from 2023 / 2022 (Par 4 for F in 2024 / O.B. added to right in 2023). Minor redaction from 2021 (basket/tee was 40' shorter) | | | | | | | | | | | | |

Hole 9

Par: 3 (M) / 4 (F)
Dist.: 417' / 127m

MILLENNIUM
golf discs

O.B.: Cart path & prior in front of tee & to left/right; rope right-side of fairway & around basket, water/rope behind basket, & beyond.

RE-TEE: If any throw from tee never crosses in-bounds or lost, take one-stroke penalty and re-tee.

2023 Hole Ranking (based on Preliminary Rounds)
MPO – 3rd FPO – NA



Average Scores (based on Preliminary Rounds)

| | 2023 | 2022 | 2021 |
|-----|------|------|------|
| MPO | 3.1 | 2.9 | 2.9 |
| FPO | NA | 3.7 | 3.3 |

Par Percentage Rates (based on Preliminary Rounds)

| | < | = | > | < | = | > | < | = | > |
|-----|------|----|----|------|----|----|------|----|----|
| | 2023 | | | 2022 | | | 2021 | | |
| MPO | 10 | 75 | 15 | 24 | 62 | 14 | 31 | 54 | 15 |
| FPO | NA | NA | NA | 0 | 44 | 56 | 2 | 65 | 33 |

No real change from 2023 / 2022 (Par 4 for F in 2024 / O.B. area added right & around basket in 2023).
Minor change from 2021 (basket was 50' shorter)

MILLENNIUM
golf discs

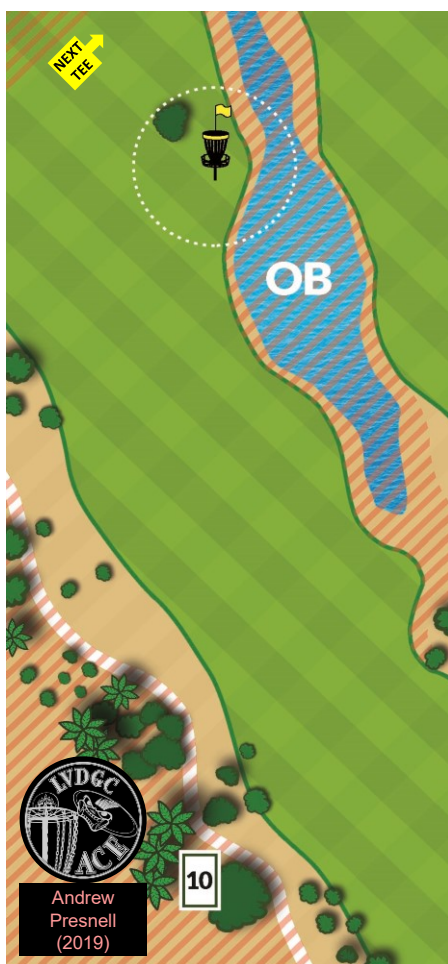
Hole 10

Par: 3 (M) / 3 (F)
Dist.: 388' / 118m

O.B.: Cart path & prior in front of tee & to left/right; water line/rope, roped spectator area behind/left of basket, & beyond.

RE-TEE: If any throw from tee never crosses in-bounds or lost, take one-stroke penalty and re-tee.

2023 Hole Ranking (based on Preliminary Rounds)
MPO – 6th FPO – NA



Average Scores (based on Preliminary Rounds)

| | 2023 | 2022 | 2021 |
|-----|------|------|------|
| MPO | 3.0 | 2.9 | 3.1 |
| FPO | NA | 3.4 | 3.4 |

Par Percentage Rates (based on Preliminary Rounds)

| | < | = | > | < | = | > | < | = | > |
|-----|------|----|----|------|----|----|------|----|----|
| | 2023 | | | 2022 | | | 2021 | | |
| MPO | 31 | 47 | 22 | 24 | 61 | 15 | 32 | 43 | 25 |
| FPO | NA | NA | NA | 0 | 63 | 37 | 4 | 70 | 26 |

No real change from 2023 / 2022. Minor redesign from 2021 (basket was 10' shorter & tee was near Basket 9).

Hole 11

Par: 4 (M) / 5 (F)
Dist.: 635' / 194m

MILLENNIUM
golf discs

MILLENNIUM
golf discs

Hole 12

Par: 5 (M) / 5 (F)
Dist.: 1,000' / 305m

O.B.: Cart path & prior in front of tee & to left; roped spectator area left of basket, water line/rope to right, & beyond; green.

D.Z.: If any throw from tee never crosses in-bounds or lost, take one-stroke penalty and next shot from Drop Zone. Follow normal penalty rules thereafter.

O.B.: Roped spectator area left of tee, cart path to left, fence to right, & beyond. (Note basket is NOT the one seen on top of the hill as that is the Basket for Hole 13...the next hole.)

HAZARD: Sand trap.

2023 Hole Ranking (based on Preliminary Rounds)

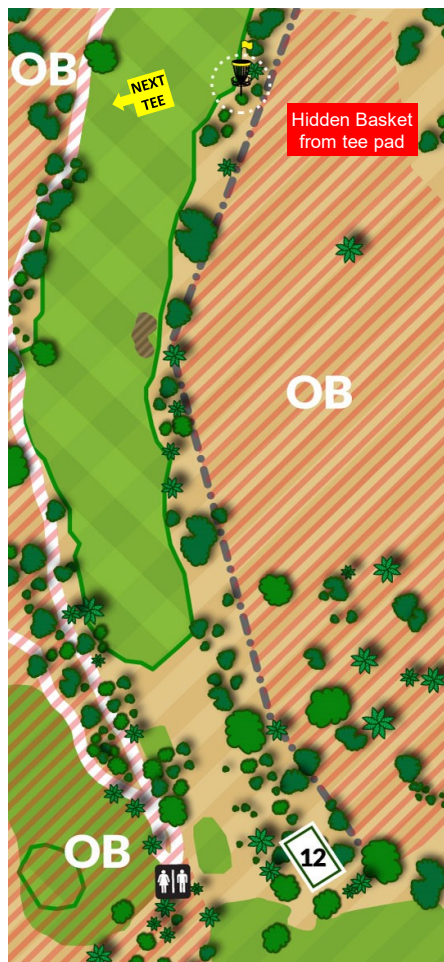
MPO – 16th

FPO – NA

2023 Hole Ranking (based on Preliminary Rounds)

MPO – 17th

FPO – NA



Average Scores (based on Preliminary Rounds)

| | 2023 | 2022 | 2021 |
|-----|------|------|------|
| MPO | 3.5 | 3.8 | 3.6 |
| FPO | NA | 4.8 | 4.4 |

Par Percentage Rates (based on Preliminary Rounds)

| | < | = | > | < | = | > | < | = | > |
|-----|------|----|----|------|----|----|------|----|----|
| | 2023 | | | 2022 | | | 2021 | | |
| MPO | 58 | 33 | 9 | 40 | 41 | 19 | 53 | 35 | 12 |
| FPO | NA | NA | NA | 5 | 41 | 54 | 13 | 57 | 30 |

No real change from 2023 / 2022 (O.B. added near Basket 9 in 2023). Minor redesign from 2021 (basket/tee was 70' shorter).

Average Scores (based on Preliminary Rounds)

| | 2023 | 2022 | 2021 |
|-----|------|------|------|
| MPO | 4.5 | 4.7 | 4.7 |
| FPO | NA | 5.8 | 5.7 |

Par Percentage Rates (based on Preliminary Rounds)

| | < | = | > | < | = | > | < | = | > |
|-----|------|----|----|------|----|----|------|----|----|
| | 2023 | | | 2022 | | | 2021 | | |
| MPO | 61 | 32 | 7 | 58 | 24 | 18 | 47 | 41 | 12 |
| FPO | NA | NA | NA | 3 | 37 | 60 | 2 | 50 | 48 |

Minor change from 2023 / 2022 / 2021 (tee was moved to right, into the trees).

MILLENNIUM
golf discs

MILLENNIUM
golf discs

Par: 3 (M) / 4 (F)
Dist: 165' / 112m

O.B.: Cart path & prior in front of tee & to left/right;
cart path behind basket, fence, & beyond; green.

HAZARD: Sand trap.

RE-TEE: If any throw from tee never crosses in-bounds or lost, take one-stroke penalty and re-tee.

O.B.: Cart paths & beyond; green.

HAZARD: Sand trap.

2023 Hole Ranking (based on Preliminary Rounds)

MPO – 14th

FPO – NA

2023 Hole Ranking (based on Preliminary Rounds)

MPO – 2nd

FPO – NA



Average Scores (based on Preliminary Rounds)

| | 2023 | 2022 | 2021 |
|-----|------|------|------|
| MPO | 3.0 | 3.0 | 3.1 |
| FPO | NA | 3.5 | 3.7 |

Par Percentage Rates (based on Preliminary Rounds)

| | < | = | > | < | = | > | < | = | > |
|-----|------|----|----|------|----|----|------|----|----|
| | 2023 | | | 2022 | | | 2021 | | |
| MPO | 30 | 43 | 27 | 27 | 49 | 24 | 23 | 51 | 26 |
| FPO | NA | NA | NA | 71 | 14 | 15 | 2 | 46 | 52 |

No real change from 2023 / 2022 / 2021

(except Par 3 for F in 2021).

Average Scores (based on Preliminary Rounds)

| | 2023 | 2022 | 2021 |
|-----|------|------|------|
| MPO | 3.2 | 3.0 | 3.1 |
| FPO | NA | 3.6 | 3.6 |

Par Percentage Rates (based on Preliminary Rounds)

| | | | | | | | | | |
|-----|------|----|----|------|----|----|------|----|----|
| | < | = | > | < | = | > | < | = | > |
| | 2023 | | | 2022 | | | 2021 | | |
| MPO | 3 | 77 | 20 | 13 | 73 | 14 | 10 | 68 | 22 |
| FPO | NA | NA | NA | 49 | 41 | 10 | 57 | 26 | 17 |

No real change from 2023 / 2022 / 2021

(basket was 25' shorter in 2021).

Hole 15

Par: 3 (M) / 4 (F)

Dist.: 427' / 130m

MILLENNIUM

golf discs

MILLENNIUM

golf discs

Hole 16

Par: 4 (M) / 5 (F)

Dist.: 693' / 211m

O.B.: Fence/rope to left, rocks/rope behind basket, cart path to right, & beyond; in drainage area defined as rocks/rope.

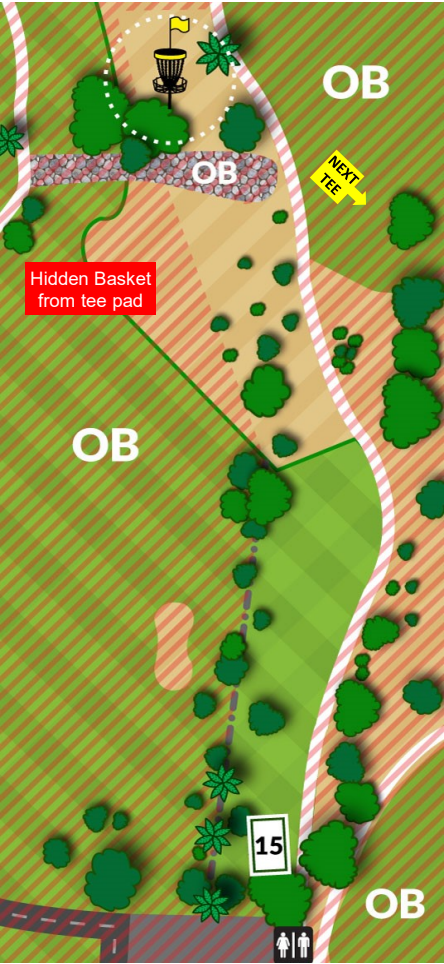
O.B.: Cart path to left, fence, & beyond; green.

HAZARD: Sand trap.

2023 Hole Ranking (based on Preliminary Rounds)

MPO – 13th

FPO – NA



| Average Scores (based on Preliminary Rounds) | | | | | | | | | | | |
|--|----|----|------|----|----|------|----|----|----|--|--|
| 2023 | | | 2022 | | | 2021 | | | | | |
| MPO | 50 | 38 | 12 | 41 | 50 | 9 | 35 | 40 | 25 | | |
| FPO | NA | NA | NA | 12 | 47 | 41 | 7 | 48 | 45 | | |

Minor change from 2023 / 2022 / 2021 (basket moved 90' longer to far-side of drainage channel).

2023 Hole Ranking (based on Preliminary Rounds)

MPO – 18th

FPO – NA



| Average Scores (based on Preliminary Rounds) | | | | | | | | | | | |
|--|----|----|------|----|----|------|----|----|----|--|--|
| 2023 | | | 2022 | | | 2021 | | | | | |
| MPO | 63 | 32 | 5 | 41 | 48 | 11 | 37 | 39 | 24 | | |
| FPO | NA | NA | NA | 39 | 46 | 15 | 41 | 50 | 9 | | |

No change from 2023 / 2022 / 2021.

Par: 3 (M) / 4 (F)
Dist.: 322' / 98m

MILLENNIUM
golf discs

MILLENNIUM
golf discs

Par: 3 (M) / 4 (F)
Dist.: 392' / 119m

O.B.: Cart paths, fence/rope to left, and beyond.

MANDATORY: The inside poles of the metal green arch.

RE-TEE: If any throw from tee misses mandatory or lost, take one-stroke penalty and re-tee.

2023 Hole Ranking (based on Preliminary Rounds)
MPO – 7th **FPO – NA**

O.B.: Cart path & beyond to right, fence/rope to left, driveway/curbing behind basket, & beyond; green.

HAZARD: Sand trap.

RE-TEE: If any throw from tee never crosses in-bounds or lost, take one-stroke penalty and re-tee.

2023 Hole Ranking (based on Preliminary Rounds)
MPO – 8th **FPO – NA**



| Average Scores (based on Preliminary Rounds) | | | |
|--|------|------|------|
| | 2023 | 2022 | 2021 |
| MPO | 2.9 | 2.9 | 3.1 |
| FPO | NA | 3.7 | 3.7 |

Par Percentage Rates (based on Preliminary Rounds)

| | | | | | | | | | |
|-----|------|----|----|------|----|----|------|----|----|
| | < | = | > | < | = | > | < | = | > |
| | 2023 | | | 2022 | | | 2021 | | |
| MPO | 24 | 61 | 15 | 25 | 64 | 11 | 15 | 69 | 16 |
| FPO | NA | NA | NA | 0 | 51 | 49 | 0 | 48 | 52 |

No real change from 2023 / 2022 / 2021
(O.B. added long of basket & a Par 4 for F).



| Average Scores (based on Preliminary Rounds) | | | |
|--|------|------|------|
| | 2023 | 2022 | 2021 |
| MPO | 2.9 | 3.8 | 3.7 |
| FPO | NA | 4.7 | 5.1 |

Par Percentage Rates (based on Preliminary Rounds)

| | < | = | > | < | = | > | < | = | > |
|-----|------|----|----|------|----|----|------|----|----|
| | 2023 | | | 2022 | | | 2021 | | |
| MPO | 33 | 50 | 17 | 42 | 33 | 25 | 56 | 20 | 24 |
| FPO | NA | NA | NA | 49 | 24 | 27 | 39 | 30 | 31 |

Minor change from 2023 (basket was 10' longer). Major redesign from 2022 / 2021 (basket/tee was 230' longer).