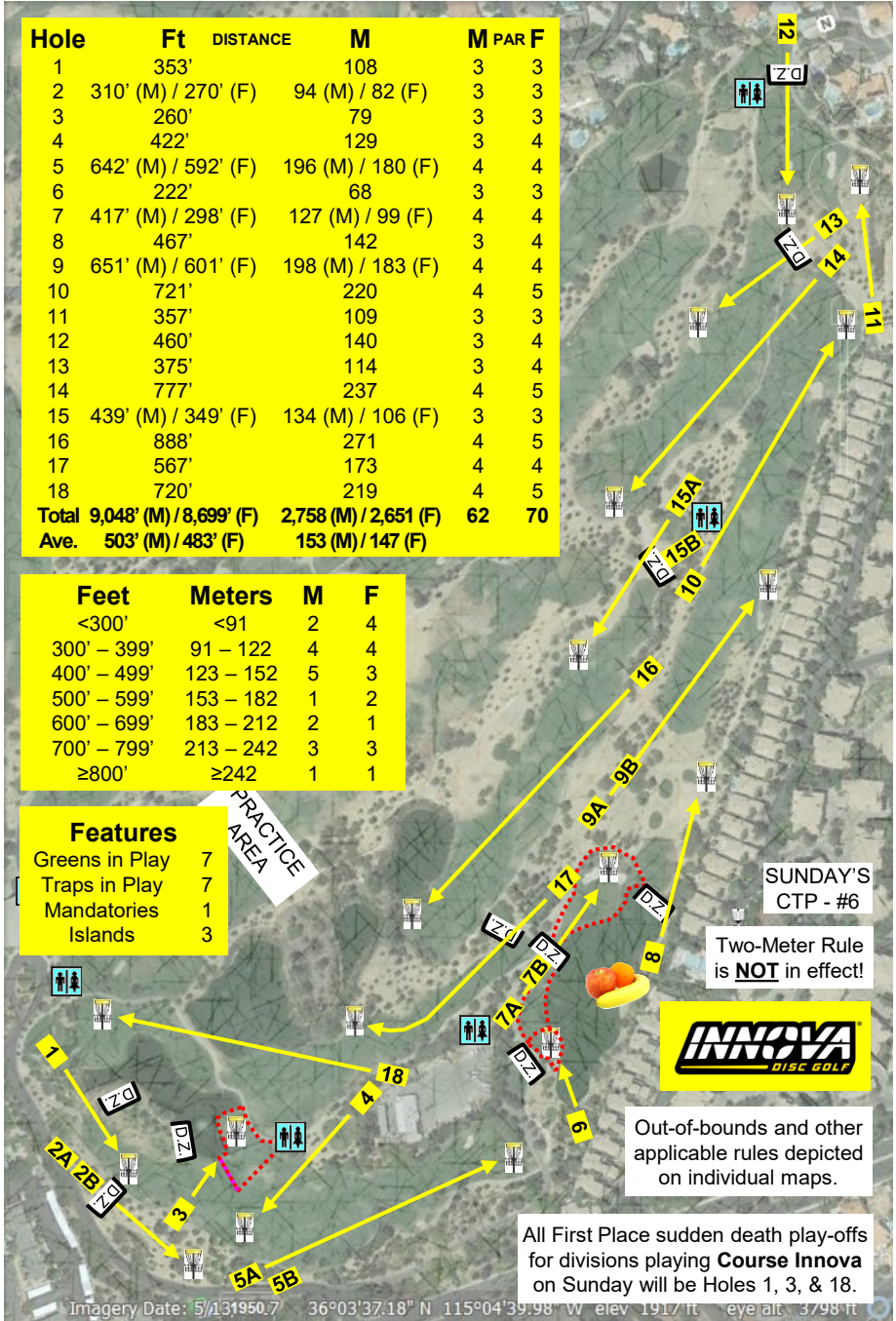


Course Innova Champion Discs

Hole	Ft	DISTANCE	M	M	PAR	F
1	353'		108	3	3	
2	310' (M) / 270' (F)		94 (M) / 82 (F)	3	3	
3	260'		79	3	3	
4	422'		129	3	4	
5	642' (M) / 592' (F)		196 (M) / 180 (F)	4	4	
6	222'		68	3	3	
7	417' (M) / 298' (F)		127 (M) / 99 (F)	4	4	
8	467'		142	3	4	
9	651' (M) / 601' (F)		198 (M) / 183 (F)	4	4	
10	721'		220	4	5	
11	357'		109	3	3	
12	460'		140	3	4	
13	375'		114	3	4	
14	777'		237	4	5	
15	439' (M) / 349' (F)		134 (M) / 106 (F)	3	3	
16	888'		271	4	5	
17	567'		173	4	4	
18	720'		219	4	5	
Total	9,048' (M) / 8,699' (F)		2,758 (M) / 2,651 (F)	62	70	
Ave.	503' (M) / 483' (F)		153 (M) / 147 (F)			

Feet	Meters	M	F
<300'	<91	2	4
300' - 399'	91 - 122	4	4
400' - 499'	123 - 152	5	3
500' - 599'	153 - 182	1	2
600' - 699'	183 - 212	2	1
700' - 799'	213 - 242	3	3
≥800'	≥242	1	1

Features	
Greens in Play	7
Traps in Play	7
Mandatories	1
Islands	3



SUNDAY'S CTP - #6

Two-Meter Rule is **NOT** in effect!



Out-of-bounds and other applicable rules depicted on individual maps.

All First Place sudden death play-offs for divisions playing **Course Innova** on Sunday will be Holes 1, 3, & 18.

General Course Rules – Part I






General - Contact Tournament Director, **Jeff Jacquart**, at **702-249-0387**, or Competition Director, **Scott Merritt**, at **702-370-0605** for any competition-related problems or questions, or for any administration-related problems or questions. When in doubt, use the provisional rule (809.02).

Awards - Ties for second and third place trophies will use final hot round.

Badges - Badges are required to be present while on the property and must be worn at all times unless actively playing/practicing (then carried in bag).

Caddies - A caddie is a person who carries a player's equipment and/or assists the player during their round. Players may designate **one** caddie at a time during their round. A caddie must be at least 13 years of age and must comply with the same rules & requirements as their player. The Player is solely responsible for their caddie's conduct from the two-minute signal until the player's scorecard is submitted. Any penalties for misconduct by a caddie will be applied to both player and caddie. Caddies are **not part of the player group** for the purposes of making group calls or rulings (also see Player Group).

Cart Paths - The cart path is defined as the point where the roots of the grass and the concrete edge of the cart path (including raised edging) meet, unless otherwise marked by rope or paint. All other improvements (see examples below) adjacent to the cart path are not part of the cart path. The out-of-bounds line is a vertical up-and-down plane. The out-of-bounds line is part of the out-of-bounds area. **(A disc landing on dirt or grass growing over a cart path edge is out-of-bounds when 100% of the disc is on the O.B.-side of the vertical plane.)**



Casual Water - Unless marked as O.B., play casual water as a Casual Area (806.03). Lie may be relocated to the nearest lie which is farther from the target and is on the line of play, at the nearest point that provides relief, without penalty.

Course Availability - Courses are closed after Wednesday evening. Players caught playing a closed course are in violation of Player Misconduct and subject to immediate disqualification at the discretion of the Tournament Director. Facility main gate is locked from sundown to sunrise.

Discs Retrieval (from Back Yards & Water Areas) - Entering into private yards or wading into water to retrieve a disc will be seen as Player Misconduct and subject to immediate disqualification at the discretion of the Tournament Director and potential criminal/trespassing charges by the City of Henderson Police.



Dress Code (applies to All Divisions) - All players and their caddies are expected to dress appropriately and to maintain a clean and well-groomed appearance at all event sites and associated functions. (See Competition Manual, 4.04.)

Green – Unless marked by rope or paint, defined as the area within the first grass cut around a ball golf hole.

Island Holes - Disc must come to rest on marked islands (Course Innova, Holes 3, 6, and Mixed Tee for 7, and Course Infinite Discs, Holes 6 and 18). If island missed, as approved by the PDGA, take one-stroke penalty and next shot from the designated drop zone(s).

Media Rights - Jacquart Events LLC (Producer) and Innova Champion Discs (Title Sponsor) owns all media rights to the LVC. Any type of professional media equipment is prohibited without approval from the Producer and Title Sponsor. Sharing LVC images, videos, and stories on personal social media outlets via non-professional equipment such as cell phones are



welcomed, **as long as such personal posts are in no way monetized or promote a brand, business, product, or service.** Spectators with cell phones or other non-professional portable devices are not considered media and are not granted media access.

Player Group – For all LVC divisions, the group consists of the players themselves, each player's individual caddie, any active Tournament staff such as leaderboard attendants, Tournament Officials, etc., and any credentialed media ONLY. No other people may be with the playing group. All others (including players who have already finished their round) are considered spectators and must remain in designated spectator areas.

Sand Traps - Sand traps are hazards (8.06.05). Take one-stroke penalty and play it where it lies (lie is not relocated). No relief provided from sand traps. Unless marked by rope or paint, defined as the point where the roots of the grass and the sand meet. The hazard line is a vertical up-and-down plane. The hazard line is part of the hazard area. **(A disc landing on grass growing over a sand trap is in the hazard when 100% of the disc is on the hazard-side of the vertical plane.)**

Selling of Merchandise - Permission is not granted to sell merchandise without consent of the Tournament Director. Such activities will be seen as Player Misconduct and subject to immediate disqualification at the discretion of the Tournament Director.

Smoking Areas - The designated smoking areas for all individuals present include parking lots, streets and service roads, outside balconies, and within 30 feet of any restroom or port-a-potty. Pace of play rules still apply. Any open and visual possession of any product banned under the smoking policy will be treated as a courtesy violation, and violators will be asked to put away the product until after the round has concluded.

Teeing Areas - The teeing area is defined by the area bounded by the edges of the provided tee pad (the artificial turf). When in use, Teeing Areas are in-bounds.

Two Meter Rule - Not in effect for all courses, all holes.

Water Areas – Unless marked by rope or paint, defined as the point where the water and the roots of the grass meet. The out-of-bounds line is a vertical up-and-down plane. The out-of-bounds line is part of the out-of-bounds area. **(A disc landing on grass growing over water is out-of-bounds when 100% of the disc is on the O.B.-side of the vertical plane.)**

Zero Tolerance - Any inappropriate activities will be dealt with immediately.

Hole 1

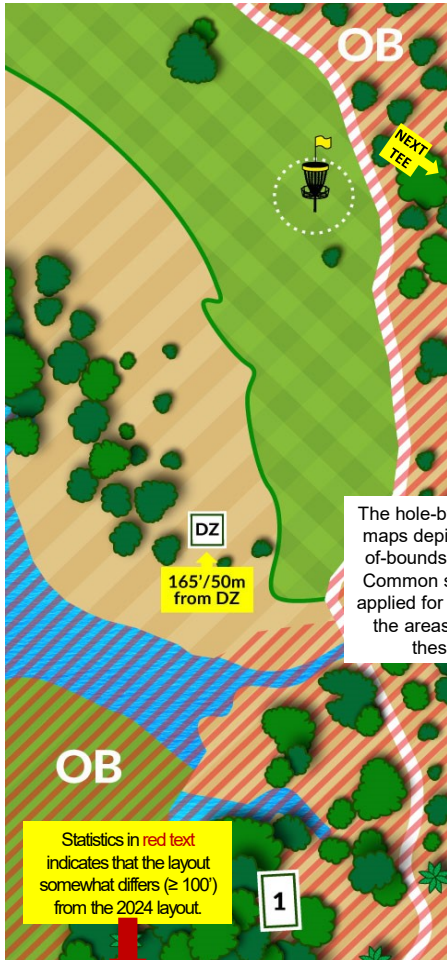
Par: 3 (M) / 3 (F)
Dist.: 353' / 108m



O.B.: Water/rope & prior in front of tee; cart path to right, water line/rope to left, & beyond.

D.Z.: If any throw from tee never crosses in-bounds or lost, take one-stroke penalty and next shot from Drop Zone. Follow normal penalty rules thereafter.

2023 Hole Ranking (based on Preliminary Rounds)
MPO – 9th FPO – 7th



The hole-by-hole detailed maps depict nearby out-of-bounds and hazards. Common sense shall be applied for rulings beyond the areas depicted on these maps.

Statistics in red text indicates that the layout somewhat differs ($\geq 100'$) from the 2024 layout.

Average Scores (based on Preliminary Rounds)									
	2023			2022			2021		
MPO	2.9	2.9	2.8	2.9	2.9	2.8	2.9	2.9	2.8
FPO	3.0	3.0	3.2	3.2	3.2	3.2	3.0	3.0	3.2

Par Percentage Rates (based on Preliminary Rounds)									
	< = >			< = >			< = >		
	2023			2022			2021		
MPO	31	56	13	32	55	11	32	59	9
FPO	9	81	10	5	67	28	4	83	13

No change from 2023 / 2022. Minor change from 2021 (basket was 40' longer).

Hole 2

Par: 3 (M) / 3 (F)
Dist. (M): 2A / 310' / 94m
Dist. (F): 2B / 270' / 82m

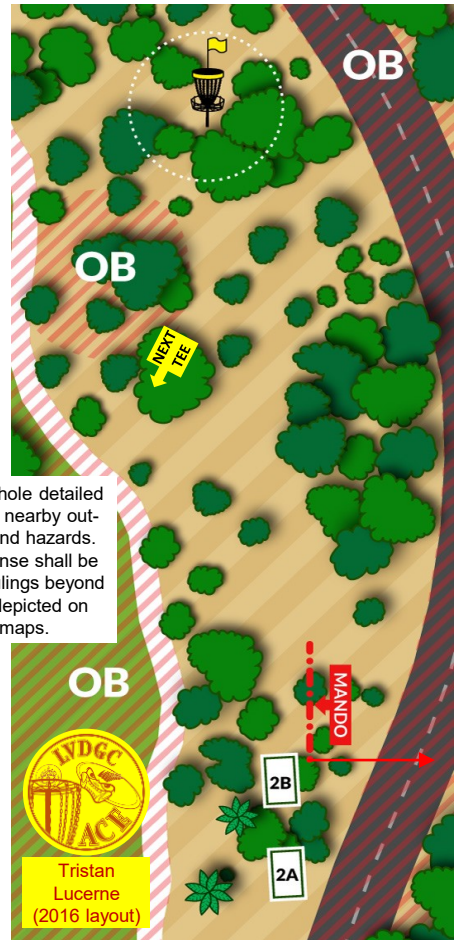


O.B.: Cart path & roped spectator area to left, street curbing to right, & beyond.

MANDATORY: Cannot cross the plane right of the marked pole/tree.

RE-TEE: If any throw from either tee misses mandatory or lost, take one-stroke penalty next shot from 2B tee.

2022 Hole Ranking (based on Preliminary Rounds)
MPO – 17th FPO – 10th tied



Tristan Lucerne (2016 layout)

Average Scores (based on Preliminary Rounds)									
	2023			2022			2021		
MPO	2.5	2.5	2.7	2.6	2.6	2.7	2.5	2.5	2.7
FPO	2.9	2.9	3.2	2.8	2.8	3.2	2.9	2.9	3.2

Par Percentage Rates (based on Preliminary Rounds)									
	< = >			< = >			< = >		
	2023			2022			2021		
MPO	52	47	1	44	51	5	33	64	3
FPO	28	56	16	32	61	7	13	63	24

No real change from 2023 / 2022 / 2021 (tee was 40' shorter for M & mando added / spectator O.B. area to left added in 2022).

Hole 3

Par: 3 (M) / 3 (F)
Dist.: 260' / 79m



O.B.: Not on the island marked by water line/rope, cart path.
D.Z.: Disc must come to rest on island from tee. If any throw from tee out-of-bounds or lost, take one-stroke penalty and next shot from the Drop Zone. Follow normal penalty rules thereafter.

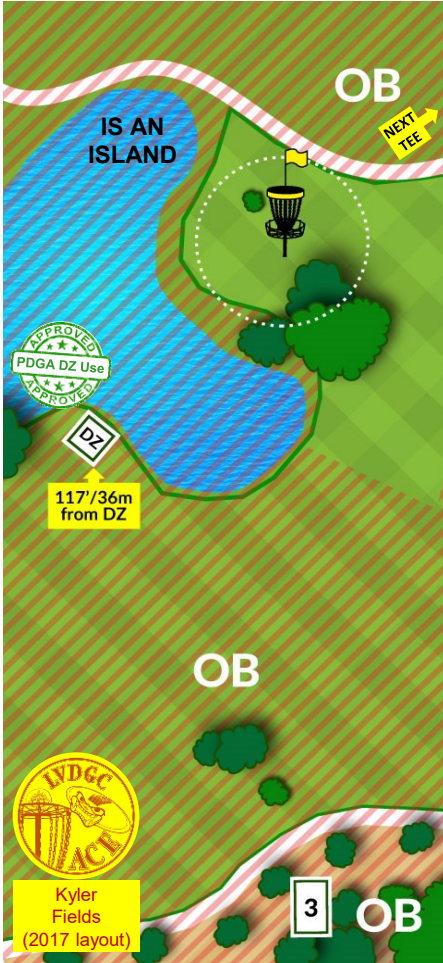


Hole 4

Par: 3 (M) / 4 (F)
Dist.: 422' / 129m

O.B.: Wall to left, cart paths long & to right, roped spectator area to right, & beyond.

2023 Hole Ranking (based on Preliminary Rounds)
MPO – 16th FPO – 10th tied



2023 Hole Ranking (based on Preliminary Rounds)
MPO – 7th tied FPO – 2nd



Average Scores (based on Preliminary Rounds)

	2023	2022	2021
MPO	2.6	2.8	2.7
FPO	2.9	3.1	3.3

Par Percentage Rates (based on Preliminary Rounds)

	< = >			< = >			< = >		
	2023			2022			2021		
MPO	58	24	18	52	26	22	58	20	22
FPO	42	35	23	33	35	32	30	30	40

No real change from 2023 / 2022 / 2021 (island made smaller in 2023 / spectator O.B. added in 2022).

Average Scores (based on Preliminary Rounds)

	2023	2022	2021
MPO	2.9	2.9	2.9
FPO	3.7	3.3	3.5

Par Percentage Rates (based on Preliminary Rounds)

	< = >			< = >			< = >		
	2023			2022			2021		
MPO	31	50	19	33	53	14	30	54	16
FPO	2	63	35	2	70	28	4	61	35

Minor change from 2023 / 2022 / 2021 (was a Par 3 for F, mando removed, & was 40' shorter / spectator O.B. added in 2022).

Hole 5

Par: 4 (M) / 4 (F)
 Dist. (M): 5A / 642' / 196m
 Dist. (F): 5B / 592' / 180m



O.B.: Cart path & prior in front of tee; rope to left, road/rope long, cart path to right, & beyond; green.

HAZARD: (Note sand trap is located O.B.)

RE-TEE: If any throw from tee pad never crosses in-bounds or lost, take one-stroke penalty and re-tee.

2023 Hole Ranking (based on Preliminary Rounds)
 MPO – 4th FPO – 14th tied



Hole 6

Par: 3 (M) / 3 (F)
 Dist.: 222' / 68m



O.B.: Not on the island marked by rope, cart path, water line.
 D.Z.: Disc must come to rest on island from tee. If any throw from tee out-of-bounds or lost, take one-stroke penalty and next shot from the Drop Zone. Follow normal penalty rules thereafter.

2023 Hole Ranking (based on Preliminary Rounds)
 MPO – 15th FPO – 8th



Average Scores (based on Preliminary Rounds)

	2023	2022	2021
MPO	4.0	3.8	3.5
FPO	4.7	4.8	4.4

Par Percentage Rates (based on Preliminary Rounds)

	< = >			< = >			< = >		
	2023			2022			2021		
MPO	38	31	31	52	30	18	60	29	11
FPO	51	40	9	44	38	18	11	57	32

Minor change from 2023 / 2022 (tee was 50' longer for F & O.B added to left in 2023). Minor change from 2021 (basket/tee was 40' shorter for M & Par 4 for F).

Average Scores (based on Preliminary Rounds)

	2023	2022	2021
MPO	2.6	2.7	2.5
FPO	3.0	2.9	3.2

Par Percentage Rates (based on Preliminary Rounds)

	< = >			< = >			< = >		
	2023			2022			2021		
MPO	57	24	19	53	29	18	59	28	13
FPO	30	40	30	35	37	28	26	33	41

No real change from 2023 / 2022 / 2021 (O.B. slightly amended to grass line near pump house in 2023).

Hole 7

Par: 4 (M) / 4 (F)
 Dist. (M): 7A / 417' / 127m
 Dist. (F): 7B / 298' / 99m



O.B.: Not on island marked by cart path, rope, water line, green.
 D.Z.: From 7A tee, disc must come to rest in-bounds. If any throw from 7A tee out-of-bounds (including green) or lost, take one-stroke penalty and next shot from Drop Zone (7B tee). Follow normal penalty rules thereafter from 7A tee or anytime O.B. from 7B tee.

HAZARD: Sand traps.

2023 Hole Ranking (based on Preliminary Rounds)
 MPO – 18th FPO – 1st



Hole 8

Par: 3 (M) / 4 (F)
 Dist.: 467' / 142m



O.B.: Water line, rope to left, cart path to left & long, fence to right, & beyond.
 D.Z.: If any throw from tee never crosses in-bounds, O.B. in water, or lost, take one-stroke penalty and next shot from Drop Zone. Follow normal penalty rules thereafter.

2023 Hole Ranking (based on Preliminary Rounds)
 MPO – 7th tied FPO – 18th



Average Scores (based on Preliminary Rounds)

	2023	2022	2021
MPO	3.4	3.6	3.7
FPO	4.8	4.2	4.8

Par Percentage Rates (based on Preliminary Rounds)

	<	=	>	<	=	>	<	=	>
	2023			2022			2021		
MPO	52	36	12	48	38	14	43	33	24
FPO	26	12	62	17	33	50	20	22	58

No real change for M from 2023 / 2022 / 2021 (D.Z. was 80' shorter). Major change for F from 2023 / 2022 / 2021 (tee was 130' longer).

Average Scores (based on Preliminary Rounds)

	2023	2022	2021
MPO	2.9	3.0	2.9
FPO	3.4	3.7	3.7

Par Percentage Rates (based on Preliminary Rounds)

	<	=	>	<	=	>	<	=	>
	2023			2022			2021		
MPO	26	58	16	19	69	12	29	53	18
FPO	62	33	5	48	40	12	50	35	15

Minor change from 2023 / 2022 / 2021 (tee was 40' shorter).

Hole 9

Par: 4 (M) / 4 (F)
 Dist. (M): 9A / 651' / 198m
 Dist. (F): 9B / 601' / 183m



O.B.: Cart path to left & right & beyond.
 HAZARD: Sand trap.



Hole 10

Par: 4 (M) / 5 (F)
 Dist.: 721' / 220m

O.B.: Cart path to left & right, rope to right & long, & beyond; green.
 HAZARD: Sand traps. (Note trap behind basket.)

2023 Hole Ranking (based on Preliminary Rounds)
 MPO – 11th FPO – 3rd



2023 Hole Ranking (based on Preliminary Rounds)
 MPO – 12th FPO – 14th tied



Average Scores (based on Preliminary Rounds)

	2023	2022	2021
MPO	3.8	3.9	3.4
FPO	4.5	4.7	4.4

Par Percentage Rates (based on Preliminary Rounds)

	< = >			< = >			< = >		
	2023	2022	2021	2023	2022	2021	2023	2022	2021
MPO	42	39	19	41	38	21	62	30	8
FPO	9	47	44	5	42	53	11	50	39

No change for M & minor change for F from 2023 / 2022 (tee was 50' longer). Minor change from 2021 for M (basket was 40' shorter) & for F (tee/basket was 20' shorter).

Average Scores (based on Preliminary Rounds)

	2023	2022	2021
MPO	3.8	3.9	3.8
FPO	4.7	4.9	4.8

Par Percentage Rates (based on Preliminary Rounds)

	< = >			< = >			< = >		
	2023	2022	2021	2023	2022	2021	2023	2022	2021
MPO	46	36	18	40	38	22	46	34	20
FPO	53	28	9	48	30	22	41	39	2

No change from 2023 / 2022. Minor change from 2021 (basket was 20' longer & tee was near Basket 9).

Hole 11

Par: 3 (M) / 3 (F)
Dist.: 357' / 109m



O.B.: Cart path, rope & prior in front of tee; rope/grass to left, concrete waterway/channel to right, cart path long of basket, & beyond.

RE-TEE: If any throw from tee never crosses in-bounds or lost, take one-stroke penalty and re-tee.

2023 Hole Ranking (based on Preliminary Rounds)
MPO – 14th FPO – 5th



Average Scores (based on Preliminary Rounds)

	2023	2022	2021
MPO	2.6	2.5	2.7
FPO	3.3	3.2	2.9

Par Percentage Rates (based on Preliminary Rounds)

	< = >			< = >			< = >		
	2023			2022			2021		
MPO	49	47	4	49	47	4	40	48	12
FPO	9	58	33	7	70	23	20	67	13

No real change from 2023 / 2022 / 2021
(O.B. added right of channel in 2023).

Hole 12

Par: 3 (M) / 4 (F)
Dist.: 460' / 140m



O.B.: Cart path & prior in front of tee; roped spectator area to left, cart path, & beyond; green.

HAZARD: Sand traps.

D.Z.: If any throw from tee never crosses in-bounds or lost, take one-stroke penalty and next shot from Drop Zone. Follow normal penalty rules thereafter.

2023 Hole Ranking (based on Preliminary Rounds)
MPO – 10th FPO – 6th



Average Scores (based on Preliminary Rounds)

	2023	2022	2021
MPO	2.8	2.9	2.9
FPO	3.2	3.2	3.7

Par Percentage Rates (based on Preliminary Rounds)

	< = >			< = >			< = >		
	2023			2022			2021		
MPO	31	58	11	33	46	21	35	48	17
FPO	0	82	18	7	70	23	4	35	61

Major change from 2023 / 2022 / 2021
(basket was 100' shorter & Par 3 for F, spectator O.B. area to left added in 2022).

Hole 15

Par: 3 (M) / 3 (F)
 Dist. (M): 15A / 439' / 134m
 Dist. (F): 15B / 349' / 106m



O.B.: For 15A tee, cart path & prior in front of tee. For both tees, cart path right & left & beyond.

D.Z.: If any throw from 15A tee never crosses in-bounds or lost, take one-stroke penalty and next shot from Drop Zone (15B tee). Follow normal penalty rules thereafter from 15A tee or anytime O.B. from 15B tee.

2023 Hole Ranking (based on Preliminary Rounds)
 MPO – 5th FPO – 4th



Average Scores (based on Preliminary Rounds)			
	2023	2022	2021
MPO	3.0	3.0	3.0
FPO	3.5	3.7	4.2

Par Percentage Rates (based on Preliminary Rounds)											
			<	=	>				<	=	>
			2023			2022			2021		
MPO	16	72	12	12	78	10	13	77	10		
FPO	0	56	44	0	55	45	0	17	83		

No real change from 2023 / 2022 / 2021 (tee was 90' shorter for F / basket slightly raised in 2022).



Hole 16

Par: 4 (M) / 5 (F)
 Dist.: 888' / 271m

O.B.: Cart path & prior in front of tee; cart path to left, water line/rope to right, & beyond; green.

RE-TEE: If any throw from tee pad never crosses in-bounds or lost, take one-stroke penalty and re-tee.

2023 Hole Ranking (based on Preliminary Rounds)
 MPO – 2nd FPO – 9th



Average Scores (based on Preliminary Rounds)			
	2023	2022	2021
MPO	4.2	4.2	4.2
FPO	4.9	5.1	5.9

Par Percentage Rates (based on Preliminary Rounds)											
			<	=	>				<	=	>
			2023			2022			2021		
MPO	10	66	24	16	57	27	76	20	4		
FPO	32	49	19	23	52	25	4	43	53		

No real change from 2023 / 2022 / 2021 (basket moved slightly to right in 2023 / was Par 5 for M in 2021).

Hole 17

Par: 4 (M) / 4 (F)
Dist.: 567' / 173m



Hole 18

Par: 4 (M) / 5 (F)
Dist.: 720' / 219m

O.B.: Cart path & prior in front of tee; cart path to left, rope behind/right of basket & beyond; green near Hole 16.

D.Z.: If any throw from tee pad never crosses in-bounds or lost, take one-stroke penalty and next shot from Drop Zone.

O.B.: Cart path & prior in front of tee & left until rope (near 294' marker); water line/rope & beyond; rocks in between water line and cart path; cart path & beyond after rope (near 489' marker); water line/rope & beyond behind basket; green.

RE-TEE: If any throw from tee pad never crosses in-bounds or lost, take one-stroke penalty and re-tee.

CART PATH VARIANCE: One of two holes on course where a portion of the cart path (and prior/beyond) is in bounds.

2023 Hole Ranking (based on Preliminary Rounds)
MPO – 3rd FPO – 12th

2023 Hole Ranking (based on Preliminary Rounds)
MPO – 6th FPO – 14th tied



Average Scores (based on Preliminary Rounds)

	2023	2022	2021
MPO	3.1	3.0	3.1
FPO	3.8	3.8	3.9

Par Percentage Rates (based on Preliminary Rounds)

	2023			2022			2021		
	<	=	>	<	=	>	<	=	>
MPO	14	66	20	26	53	21	15	62	23
FPO	40	44	16	43	40	17	33	52	15

Minor change from 2023 (basket was 50' shorter, Par 3 for M, & Par 4 for F.) Major change from 2022 / 2021 (basket was 110' shorter, Par 3 for M, & Par 4 for F.)

Average Scores (based on Preliminary Rounds)

	2023	2022	2021
MPO	4.0	4.3	4.2
FPO	4.7	5.2	6.0

Par Percentage Rates (based on Preliminary Rounds)

	2023			2022			2021		
	<	=	>	<	=	>	<	=	>
MPO	39	36	25	23	35	42	28	36	36
FPO	47	40	13	33	35	32	11	28	61

No change from 2023 / 2022 / 2021.