

# Course Millennium Golf Disc

Feet	Meters	No.
<300'	<91	0
300' – 399'	91 – 122	8
400' – 499'	123 – 152	5
500' – 599'	153 – 182	0
600' – 699'	183 – 212	3
700' – 799'	213 – 242	1
≥800'	≥242	1

All First Place sudden death play-offs for divisions playing **Course Millennium** on Sunday will be Holes 15, 16, 17, & 18.

Features	
Greens in Play	8
Traps in Play	7
Mandatories	1
Islands	0

**2023 Summary**  
Design focusing on MPO division  
**0 Aces**

**MILLENNIUM**  
golf discs

Hole	Ft	DIST. M	M	PAR	F
1	390'	119	3	3	
2	649'	198	4	5	
3	359'	109	3	3	
4	345'	105	3	3	
5	470'	143	3	4	
6	759'	231	4	5	
7	315'	96	3	3	
8	402'	123	3	4	
9	417'	127	3	4	
10	388'	118	3	3	
11	635'	194	4	5	
12	1,000'	305	5	5	
13	363'	111	3	4	
14	465'	142	3	4	
15	427'	130	3	4	
16	693'	211	4	5	
17	322'	98	3	4	
18	392'	119	3	4	
<b>Total</b>	<b>8,7869'</b>	<b>2,678</b>	<b>60</b>	<b>72</b>	
<b>Ave.</b>	<b>488'</b>	<b>149</b>			

Out-of-bounds and other applicable rules depicted on individual maps.

Two-Meter Rule is **NOT** in effect!

# General Course Rules – Part I






**General** - Contact Tournament Director, **Jeff Jacquart**, at **702-249-0387**, or Competition Director, **Scott Merritt**, at **702-370-0605** for any competition-related problems or questions, or for any administration-related problems or questions. When in doubt, use the provisional rule (809.02).

**Awards** - Ties for second and third place trophies will use final hot round.

**Badges** - Badges are required to be present while on the property and must be worn at all times unless actively playing/practicing (then carried in bag).

**Caddies** - A caddie is a person who carries a player's equipment and/or assists the player during their round. Players may designate **one** caddie at a time during their round. A caddie must be at least 13 years of age and must comply with the same rules & requirements as their player. The Player is solely responsible for their caddie's conduct from the two-minute signal until the player's scorecard is submitted. Any penalties for misconduct by a caddie will be applied to both player and caddie. Caddies are **not part of the player group** for the purposes of making group calls or rulings (also see Player Group).

**Cart Paths** - The cart path is defined as the point where the roots of the grass and the concrete edge of the cart path (including raised edging) meet, unless otherwise marked by rope or paint. All other improvements (see examples below) adjacent to the cart path are not part of the cart path. The out-of-bounds line is a vertical up-and-down plane. The out-of-bounds line is part of the out-of-bounds area. **(A disc landing on dirt or grass growing over a cart path edge is out-of-bounds when 100% of the disc is on the O.B.-side of the vertical plane.)**



**Casual Water** - Unless marked as O.B., play casual water as a Casual Area (806.03). Lie may be relocated to the nearest lie which is farther from the target and is on the line of play, at the nearest point that provides relief, without penalty.

**Course Availability** - Courses are closed after Wednesday evening. Players caught playing a closed course are in violation of Player Misconduct and subject to immediate disqualification at the discretion of the Tournament Director. Facility main gate is locked from sundown to sunrise.

**Discs Retrieval (from Back Yards & Water Areas)** - Entering into private yards or wading into water to retrieve a disc will be seen as Player Misconduct and subject to immediate disqualification at the discretion of the Tournament Director and potential criminal/trespassing charges by the City of Henderson Police.



**Dress Code (applies to All Divisions)** - All players and their caddies are expected to dress appropriately and to maintain a clean and well-groomed appearance at all event sites and associated functions. (See Competition Manual, 4.04.)

**Green** – Unless marked by rope or paint, defined as the area within the first grass cut around a ball golf hole.

**Island Holes** - Disc must come to rest on marked islands (Course Innova, Holes 3, 6, and Mixed Tee for 7, and Course Infinite Discs, Holes 6 and 18). If island missed, as approved by the PDGA, take one-stroke penalty and next shot from the designated drop zone(s).

**Media Rights** - Jacquart Events LLC (Producer) and Innova Champion Discs (Title Sponsor) owns all media rights to the LVC. Any type of professional media equipment is prohibited without approval from the Producer and Title Sponsor. Sharing LVC images, videos, and stories on personal social media outlets via non-professional equipment such as cell phones are



welcomed, **as long as such personal posts are in no way monetized or promote a brand, business, product, or service.** Spectators with cell phones or other non-professional portable devices are not considered media and are not granted media access.

**Player Group** – For all LVC divisions, the group consists of the players themselves, each player's individual caddie, any active Tournament staff such as leaderboard attendants, Tournament Officials, etc., and any credentialed media ONLY. No other people may be with the playing group. All others (including players who have already finished their round) are considered spectators and must remain in designated spectator areas.

**Sand Traps** - Sand traps are hazards (8.06.05). Take one-stroke penalty and play it where it lies (lie is not relocated). No relief provided from sand traps. Unless marked by rope or paint, defined as the point where the roots of the grass and the sand meet. The hazard line is a vertical up-and-down plane. The hazard line is part of the hazard area. **(A disc landing on grass growing over a sand trap is in the hazard when 100% of the disc is on the hazard-side of the vertical plane.)**

**Selling of Merchandise** - Permission is not granted to sell merchandise without consent of the Tournament Director. Such activities will be seen as Player Misconduct and subject to immediate disqualification at the discretion of the Tournament Director.

**Smoking Areas** - The designated smoking areas for all individuals present include parking lots, streets and service roads, outside balconies, and within 30 feet of any restroom or port-a-potty. Pace of play rules still apply. Any open and visual possession of any product banned under the smoking policy will be treated as a courtesy violation, and violators will be asked to put away the product until after the round has concluded.

**Teeing Areas** - The teeing area is defined by the area bounded by the edges of the provided tee pad (the artificial turf). When in use, Teeing Areas are in-bounds.

**Two Meter Rule** - Not in effect for all courses, all holes.

**Water Areas** – Unless marked by rope or paint, defined as the point where the water and the roots of the grass meet. The out-of-bounds line is a vertical up-and-down plane. The out-of-bounds line is part of the out-of-bounds area. **(A disc landing on grass growing over water is out-of-bounds when 100% of the disc is on the O.B.-side of the vertical plane.)**

**Zero Tolerance** - Any inappropriate activities will be dealt with immediately.

### Hole 1

Par: 3 (M) / 3 (F)  
Dist.: 390' / 119m

**MILLENNIUM**  
golf discs

**MILLENNIUM**  
golf discs

### Hole 2

Par: 4 (M) / 5 (F)  
Dist.: 649' / 198m

O.B.: Fence/rope to left, cart paths, & beyond.

O.B.: Cart path, roped spectator area to right, fence, & beyond behind basket.

#### 2023 Hole Ranking (based on Preliminary Rounds)

MPO – 9<sup>th</sup>

FPO – NA

#### 2023 Hole Ranking (based on Preliminary Rounds)

MPO – 15<sup>th</sup>

FPO – NA



Average Scores (based on Preliminary Rounds)											
	2023			2022			2021				
MPO	2.8			2.9			3.0				
FPO	NA			3.5			3.4				

Par Percentage Rates (based on Preliminary Rounds)											
	< = >			< = >			< = >				
	2023			2022			2021				
MPO	27	64	9	31	53	16	23	60	17		
FPO	NA	NA	NA	5	49	46	2	65	33		

No change from 2023 / 2022 / 2021.

Average Scores (based on Preliminary Rounds)											
	2023			2022			2021				
MPO	3.5			3.7			3.7				
FPO	NA			4.5			4.8				

Par Percentage Rates (based on Preliminary Rounds)											
	< = >			< = >			< = >				
	2023			2022			2021				
MPO	53	42	5	34	61	5	40	56	4		
FPO	NA	NA	NA	56	37	7	49	37	14		

No real change from 2023 / 2022 / 2021 (spectator O.B. area added to right in 2022).

### Hole 3

Par: 3 (M) / 3 (F)  
Dist.: 359' / 109m

**MILLENNIUM**  
golf discs

O.B.: Roped spectator area to right/left, fence, & beyond.

HAZARD: Sand trap (well behind basket).

CART PATH VARIANCE: Only hole on course where the cart path (and prior/beyond) is in bounds.

2023 Hole Ranking (based on Preliminary Rounds)  
MPO – 14<sup>th</sup> FPO – NA



#### Average Scores (based on Preliminary Rounds)

	2023	2022	2021
MPO	2.6	2.6	2.7
FPO	NA	3.4	3.2

#### Par Percentage Rates (based on Preliminary Rounds)

	< = >			< = >			< = >		
	2023			2022			2021		
MPO	52	39	9	50	43	7	38	59	3
FPO	NA	NA	NA	3	63	34	4	76	20

No real change from 2023 / 2022 / 2021  
(spectator O.B. areas added in 2022).

**MILLENNIUM**  
golf discs

### Hole 4

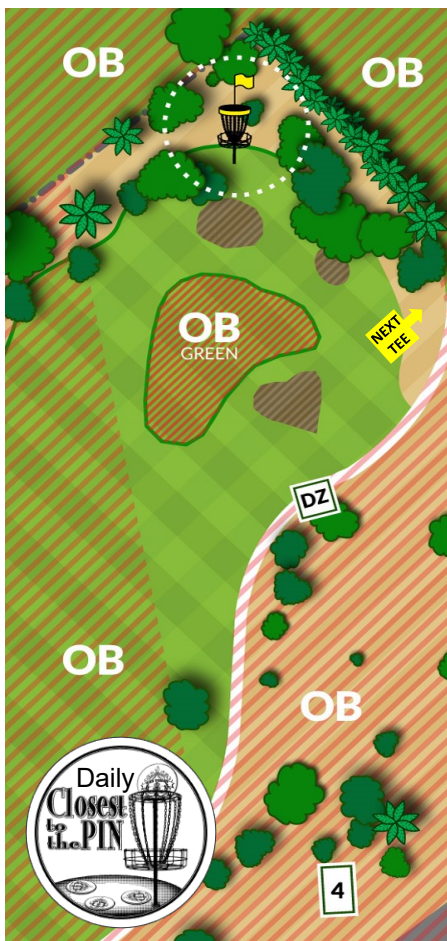
Par: 3 (M) / 3 (F)  
Dist.: 345' / 105m

O.B.: Cart path & prior in front of tee & to left/right, roped spectator area to left, fence, & beyond; green.

HAZARD: Sand traps.

D.Z.: If any throw from tee never crosses in-bounds or lost, take one-stroke penalty & next shot from D.Z.. Follow normal penalty rules thereafter.

2023 Hole Ranking (based on Preliminary Rounds)  
MPO – 10<sup>th</sup> FPO – NA



#### Average Scores (based on Preliminary Rounds)

	2023	2022	2021
MPO	2.8	2.7	2.9
FPO	NA	3.5	3.2

#### Par Percentage Rates (based on Preliminary Rounds)

	< = >			< = >			< = >		
	2023			2022			2021		
MPO	39	47	14	42	46	12	30	50	20
FPO	NA	NA	NA	5	53	42	7	67	26

Minor change from 2023 / 2022 / 2021 (tee was 45' shorter & spectator O.B. area to left added in 2022).

### Hole 5

Par: 3 (M) / 4 (F)  
Dist.: 470' / 143m

**MILLENNIUM**  
golf discs

**MILLENNIUM**  
golf discs

### Hole 6

Par: 4 (M) / 5 (W)  
Dist.: 759' / 231m

O.B.: Cart path & prior in front of tee & to left/right; fence, roped area left/behind green, & beyond; green.

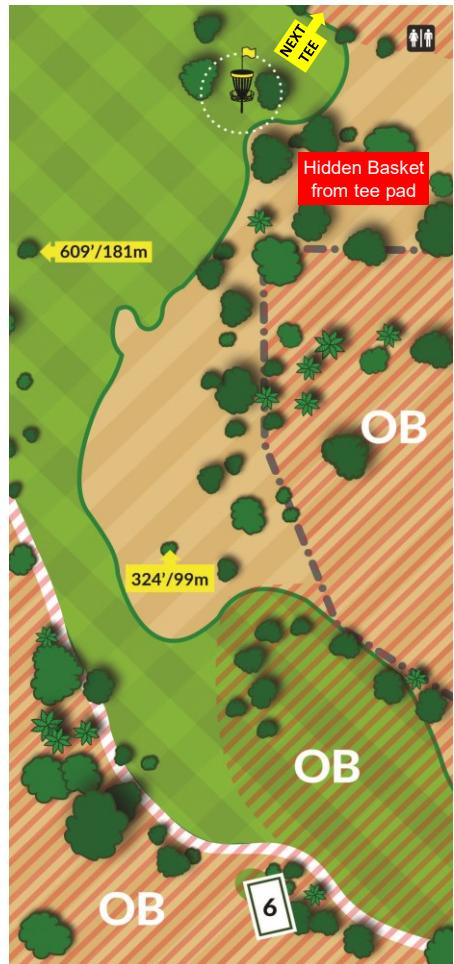
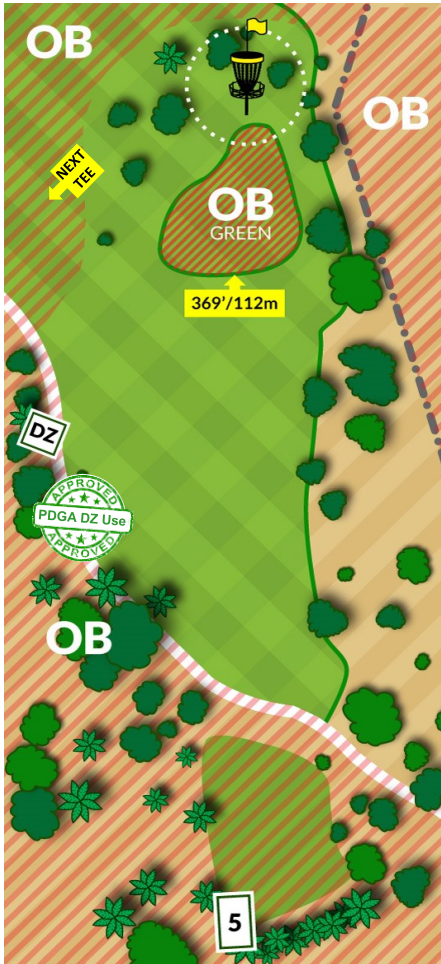
D.Z.: If any throw from tee never crosses in-bounds or lost, take one-stroke penalty and next shot from Drop Zone. Follow normal penalty rules thereafter.

O.B.: Cart path & prior in front of tee & to left; roped area to right, fence, roped spectator area well behind basket (off map), & beyond.

RE-TEE: If any throw from tee never crosses in-bounds or lost, take one-stroke penalty and re-tee.

2023 Hole Ranking (based on Preliminary Rounds)  
MPO – 1<sup>st</sup> FPO – NA

2023 Hole Ranking (based on Preliminary Rounds)  
MPO – 12<sup>th</sup> FPO – NA



Average Scores (based on Preliminary Rounds)									
	2023			2022			2021		
MPO	3.3			3.3			3.3		
FPO	NA			4.0			3.9		

Average Scores (based on Preliminary Rounds)									
	2023			2022			2021		
MPO	3.7			3.7			3.8		
FPO	NA			4.8			4.9		

Par Percentage Rates (based on Preliminary Rounds)												
	< = >			< = >			< = >			< = >		
	2023			2022			2021			2021		
MPO	9	65	26	5	65	30	2	71	27			
FPO	NA	NA	NA	31	47	22	41	43	16			

Par Percentage Rates (based on Preliminary Rounds)												
	< = >			< = >			< = >			< = >		
	2023			2022			2021			2021		
MPO	42	49	9	49	35	16	33	54	13			
FPO	NA	NA	NA	34	53	13	46	33	21			

No real change from 2023 / 2022 / 2021 (D.Z. moved in 2023 / O.B. area behind basket added in 2022).

No real change from 2023 / 2022 / 2021 (roped O.B. areas added in 2022).

### Hole 7

Par: 3 (M) / 3 (F)  
Dist.: 293' / 89m

**MILLENNIUM**  
golf discs

**MILLENNIUM**  
golf discs

### Hole 8

Par: 3 (M) / 4 (F)  
Dist.: 402' / 123m

O.B.: Rope & beyond.

O.B.: Cart path & prior in front of tee & to left/right; rope to right, cart path, & beyond; green.

RE-TEE: If any throw from tee never crosses in-bounds or lost, take one-stroke penalty and re-tee.

**2023 Hole Ranking** (based on Preliminary Rounds)  
MPO – 11<sup>th</sup> FPO – NA

**2023 Hole Ranking** (based on Preliminary Rounds)  
MPO – 5<sup>th</sup> FPO – NA



#### Average Scores (based on Preliminary Rounds)

	2023	2022	2021
MPO	2.7	2.9	2.9
FPO	NA	3.6	3.3

#### Par Percentage Rates (based on Preliminary Rounds)

	< = >			< = >			< = >		
	2023			2022			2021		
MPO	38	51	11	23	71	6	21	75	4
FPO	NA	NA	NA	2	47	51	0	76	24

No change from 2023. Major redesign from 2022 / 2021 (basket/tee was 150' longer).

#### Average Scores (based on Preliminary Rounds)

	2023	2022	2021
MPO	3.0	3.0	3.0
FPO	NA	3.9	3.7

#### Par Percentage Rates (based on Preliminary Rounds)

	< = >			< = >			< = >		
	2023			2022			2021		
MPO	31	50	19	27	49	24	27	51	22
FPO	NA	NA	NA	3	44	53	4	52	44

No real change from 2023 / 2022 (Par 4 for F in 2024 / O.B. added to right in 2023). Minor redesign from 2021 (basket/tee was 40' shorter).

## Hole 9

Par: 3 (M) / 4 (F)  
Dist.: 434' / 132m

**MILLENNIUM**  
golf discs

O.B.: Cart path & prior in front of tee & to left/right; rope right-side of fairway & around basket, water/rope behind basket, & beyond.

RE-TEE: If any throw from tee never crosses in-bounds or lost, take one-stroke penalty and re-tee.

**2023 Hole Ranking** (based on Preliminary Rounds)  
MPO – 3<sup>rd</sup> FPO – NA



### Average Scores (based on Preliminary Rounds)

	2023	2022	2021
MPO	3.1	2.9	2.9
FPO	NA	3.7	3.3

### Par Percentage Rates (based on Preliminary Rounds)

	< = >			< = >			< = >		
	2023			2022			2021		
MPO	10	75	15	24	62	14	31	54	15
FPO	NA	NA	NA	0	44	56	2	65	33

No real change from 2023 / 2022 (Par 4 for F in 2024 / O.B. area added right & around basket in 2023).  
Minor change from 2021 (basket was 50' shorter)

**MILLENNIUM**  
golf discs

## Hole 10

Par: 3 (M) / 3 (F)  
Dist.: 388' / 118m

O.B.: Cart path & prior in front of tee & to left/right; water line/rope, roped spectator area behind/left of basket, & beyond.

RE-TEE: If any throw from tee never crosses in-bounds or lost, take one-stroke penalty and re-tee.

**2023 Hole Ranking** (based on Preliminary Rounds)  
MPO – 6<sup>th</sup> FPO – NA



Andrew Presnell  
(2019 layout)

### Average Scores (based on Preliminary Rounds)

	2023	2022	2021
MPO	3.0	2.9	3.1
FPO	NA	3.4	3.4

### Par Percentage Rates (based on Preliminary Rounds)

	< = >			< = >			< = >		
	2023			2022			2021		
MPO	31	47	22	24	61	15	32	43	25
FPO	NA	NA	NA	0	63	37	4	70	26

No real change from 2023 / 2022. Minor redesign from 2021 (basket was 10' shorter & tee was near Basket 9).



### Hole 11

Par: 4 (M) / 5 (F)  
Dist.: 635' / 194m

**MILLENNIUM**  
golf discs

**MILLENNIUM**  
golf discs

### Hole 12

Par: 5 (M) / 5 (F)  
Dist.: 1,000' / 305m

O.B.: Cart path & prior in front of tee & to left; roped spectator area left of basket, water line/rope to right, & beyond; green.

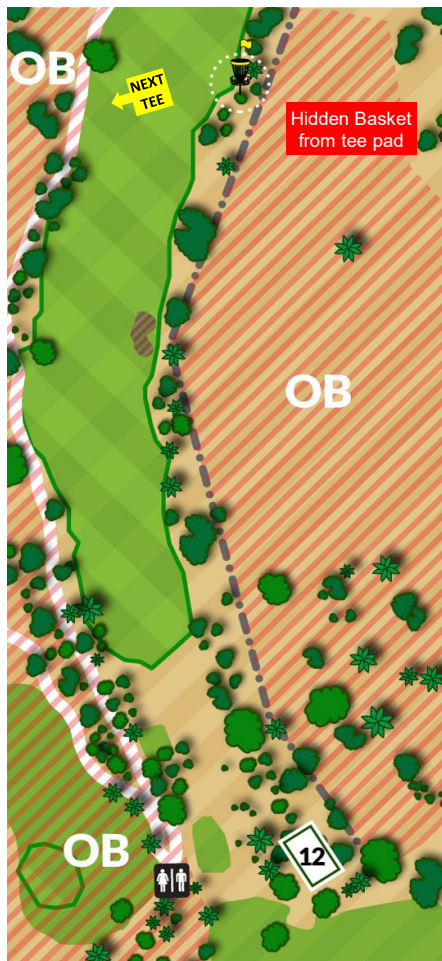
D.Z.: If any throw from tee never crosses in-bounds or lost, take one-stroke penalty and next shot from Drop Zone. Follow normal penalty rules thereafter.

O.B.: Roped spectator area left of tee, cart path to left, fence to right, & beyond. (Note basket is NOT the one seen on top of the hill as that is the Basket for Hole 13...the next hole.)

HAZARD: Sand trap.

**2023 Hole Ranking** (based on Preliminary Rounds)  
MPO – 16<sup>th</sup> FPO – NA

**2023 Hole Ranking** (based on Preliminary Rounds)  
MPO – 17<sup>th</sup> FPO – NA



**Average Scores** (based on Preliminary Rounds)

	2023	2022	2021
MPO	3.5	3.8	3.6
FPO	NA	4.8	4.4

**Par Percentage Rates** (based on Preliminary Rounds)

	< = >			< = >			< = >		
	2023	2022	2021	2023	2022	2021	2023	2022	2021
MPO	58	33	9	40	41	19	53	35	12
FPO	NA	NA	NA	5	41	54	13	57	30

No real change from 2023 / 2022 (O.B. added near Basket 9 in 2023). Minor redesign from 2021 (basket/tee was 70' shorter).

**Average Scores** (based on Preliminary Rounds)

	2023	2022	2021
MPO	4.5	4.7	4.7
FPO	NA	5.8	5.7

**Par Percentage Rates** (based on Preliminary Rounds)

	< = >			< = >			< = >		
	2023	2022	2021	2023	2022	2021	2023	2022	2021
MPO	61	32	7	58	24	18	47	41	12
FPO	NA	NA	NA	3	37	60	2	50	48

Minor change from 2023 / 2022 / 2021 (tee was moved to right, into the trees).

### Hole 13

Par: 3 (M) / 4 (F)  
Dist.: 363' / 111m

**MILLENNIUM**  
golf discs

O.B.: Cart path & prior in front of tee & to left/right; cart path behind basket, fence, & beyond; green.

HAZARD: Sand trap.

RE-TEE: If any throw from tee never crosses in-bounds or lost, take one-stroke penalty and re-tee.

**2023 Hole Ranking** (based on Preliminary Rounds)  
MPO – 14<sup>th</sup> FPO – NA



#### Average Scores (based on Preliminary Rounds)

	2023	2022	2021
MPO	3.0	3.0	3.1
FPO	NA	3.5	3.7

#### Par Percentage Rates (based on Preliminary Rounds)

	< = >			< = >			< = >		
	2023			2022			2021		
MPO	30	43	27	27	49	24	23	51	26
FPO	NA	NA	NA	71	14	15	2	46	52

No real change from 2023 / 2022 / 2021  
(except Par 3 for F in 2021).

**MILLENNIUM**  
golf discs

### Hole 14

Par: 3 (M) / 4 (F)  
Dist.: 465' / 142m

O.B.: Cart paths & beyond; green.

HAZARD: Sand trap.

**2023 Hole Ranking** (based on Preliminary Rounds)  
MPO – 2<sup>nd</sup> FPO – NA



#### Average Scores (based on Preliminary Rounds)

	2023	2022	2021
MPO	3.2	3.0	3.1
FPO	NA	3.6	3.6

#### Par Percentage Rates (based on Preliminary Rounds)

	< = >			< = >			< = >		
	2023			2022			2021		
MPO	3	77	20	13	73	14	10	68	22
FPO	NA	NA	NA	49	41	10	57	26	17

No real change from 2023 / 2022 / 2021  
(basket was 25' shorter in 2021).

### Hole 15

Par: 3 (M) / 4 (F)

Dist.: 441' / 134m

**MILLENNIUM**  
golf discs

**MILLENNIUM**  
golf discs

### Hole 16

Par: 4 (M) / 5 (F)

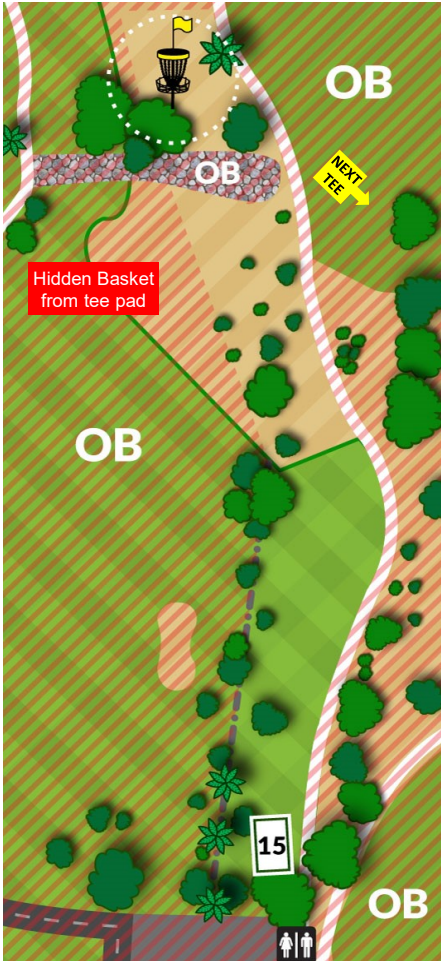
Dist.: 693' / 211m

O.B.: Fence/rope to left, rocks/rope behind basket, cart path to right, & beyond; in drainage area defined as rocks/rope.

O.B.: Cart path to left, fence, & beyond; green.  
HAZARD: Sand trap.

2023 Hole Ranking (based on Preliminary Rounds)  
MPO – 13<sup>th</sup> FPO – NA

2023 Hole Ranking (based on Preliminary Rounds)  
MPO – 18<sup>th</sup> FPO – NA



#### Average Scores (based on Preliminary Rounds)

	2023	2022	2021
MPO	2.6	2.7	3.0
FPO	NA	3.4	3.6

#### Par Percentage Rates (based on Preliminary Rounds)

	<	=	>	<	=	>	<	=	>
	2023			2022			2021		
MPO	50	38	12	41	50	9	35	40	25
FPO	NA	NA	NA	12	47	41	7	48	45

Minor change from 2023 / 2022 / 2021 (basket moved 90' longer to far-side of drainage channel).

#### Average Scores (based on Preliminary Rounds)

	2023	2022	2021
MPO	3.4	3.8	4.0
FPO	NA	4.8	4.7

#### Par Percentage Rates (based on Preliminary Rounds)

	<	=	>	<	=	>	<	=	>
	2023			2022			2021		
MPO	63	32	5	41	48	11	37	39	24
FPO	NA	NA	NA	39	46	15	41	50	9

No change from 2023 / 2022 / 2021.

### Hole 17

Par: 3 (M) / 4 (F)  
Dist.: 322' / 98m

**MILLENNIUM**  
golf discs

O.B.: Cart paths, fence/rope to left, and beyond.  
MANDATORY: Cannot cross the plane outside the poles of the metal green arch.

RE-TEE: If any throw from tee misses mandatory or lost, take one-stroke penalty and re-tee.

2023 Hole Ranking (based on Preliminary Rounds)  
MPO – 7<sup>th</sup> FPO – NA



Average Scores (based on Preliminary Rounds)			
	2023	2022	2021
MPO	2.9	2.9	3.1
FPO	NA	3.7	3.7

Par Percentage Rates (based on Preliminary Rounds)			
	< = >	< = >	< = >
	2023	2022	2021
MPO	24 61 15	25 64 11	15 69 16
FPO	NA NA NA	0 51 49	0 48 52

No real change from 2023 / 2022 / 2021  
(O.B. added long of basket & a Par 4 for F).

**MILLENNIUM**  
golf discs

### Hole 18

Par: 3 (M) / 4 (F)  
Dist.: 392' / 119m

O.B.: Cart path & beyond to right, fence/rope to left, driveway/curbing behind basket, & beyond; green.  
HAZARD: Sand trap.

RE-TEE: If any throw from tee never crosses in-bounds or lost, take one-stroke penalty and re-tee.

2023 Hole Ranking (based on Preliminary Rounds)  
MPO – 8<sup>th</sup> FPO – NA



Average Scores (based on Preliminary Rounds)			
	2023	2022	2021
MPO	2.9	3.8	3.7
FPO	NA	4.7	5.1

Par Percentage Rates (based on Preliminary Rounds)			
	< = >	< = >	< = >
	2023	2022	2021
MPO	33 50 17	42 33 25	56 20 24
FPO	NA NA NA	49 24 27	39 30 31

Minor change from 2023 (basket was 10' longer). Major redesign from 2022 / 2021 (basket/tee was 230' longer).