

A Pool			B Pool			
Hole	Distance	Par	Distance	Par		
1	233' / 71m	3	233' / 71m	3		
2	357' / 109m	3	311' / 95m	3		
3	328' / 100m	3	289' / 88m	3		
4	492' / 150m	3	344' / 105m	3		
5	341' / 104m	3	341' / 104m	3		
6	303' / 92m	3	303' / 92m	3		
7	285' / 87m	3	285' / 87m	4		
8	335' / 102m	3	335' / 102m	3		
9	735' / 224m	4	735' / 224m	5		
10	385' / 117m	3	330' / 101m	3		
11	380' / 116m	3	310' / 94m	3		
12	410' / 125m	3	247' / 73m	3		
13	367' / 112m	3	367' / 112m	3		
14	276' / 84m	3	276' / 84m	3		
15	407' / 124m	3	274' / 84m	3		
16	633' / 184m	4	485' / 148m	4		
17	387' / 118m	3	333' / 101m	3		
18	309' / 94m	3	309' / 94m	3		
Total	6,963' / 2,113m	56	6,107' / 1,859m	58		
Ave.	387' / 118m		339' / 103m			

Feet	Meters	A	B
<300'	<91	3	6
300' – 399'	91 – 122	10	10
400' – 499'	123 – 152	3	1
500' – 599'	153 – 182	0	0
600' – 699'	183 – 212	1	0
700' – 799'	213 – 242	1	1
≥800'	≥242	0	0

Features	
Greens in Play	4
Traps in Play	8
Mandatories	1
Islands	2

Two-Meter Rule is NOT in effect!

Out-of-bounds and other applicable rules depicted on individual maps.

All First Place sudden death play-offs for divisions playing Course Infinite on Sunday will be Holes 16, 17, & 18.



The hole-by-hole detailed maps depict nearby out-of-bounds and hazards. Common sense shall be applied for rulings beyond the areas depicted on these maps.

Hole 1

Par - 3 (A) / 3 (B)
Distance - 233' / 71m



O.B.: Cart path & prior in front of tee & to left/right.

HAZARD: Sand trap (combined into one large one).

RE-TEE: If any throw from tee never crosses in-bounds or lost, take one-stroke penalty and re-tee.

2024 Hole Ranking (based on Preliminary Rounds)
MP40 (from 2023) – 5th FPO – 8th (tied)



- Chelsea Howells (2024)
- Bill Winkler (2024)
- Jason Icenhower (2024)
- Sai Anada (2023)
- Cale Leiviska (2021)
- Steve Berger (2019 layout)
- Jerry Goff (2017 layout)

The hole-by-hole detailed maps depict nearby out-of-bounds and hazards. Common sense shall be applied for rulings beyond the areas depicted on these maps.

		Average Scores (based on Preliminary Rounds)														
		2024	2023	2022	2021	2020										
MP40		NA	3.2	3.2	3.2	3.5										
FPO		3.0	3.0	3.0	3.5	3.5										
		Par Percentage Rates (based on Preliminary Rounds)														
		<	=	>	<	=	>	<	=	>	<	=	>			
		2024	2023	2022	2021	2020										
MP40		NA	NA	NA	19	51	30	16	56	28	18	52	30	0	63	37
FPO		30	45	25	27	53	20	35	38	27	7	48	45	21	42	37

No change from 2024 / 2023 / 2022 / 2021.
Major redesign from 2020 (tee pad was 150' to the right).



Hole 2

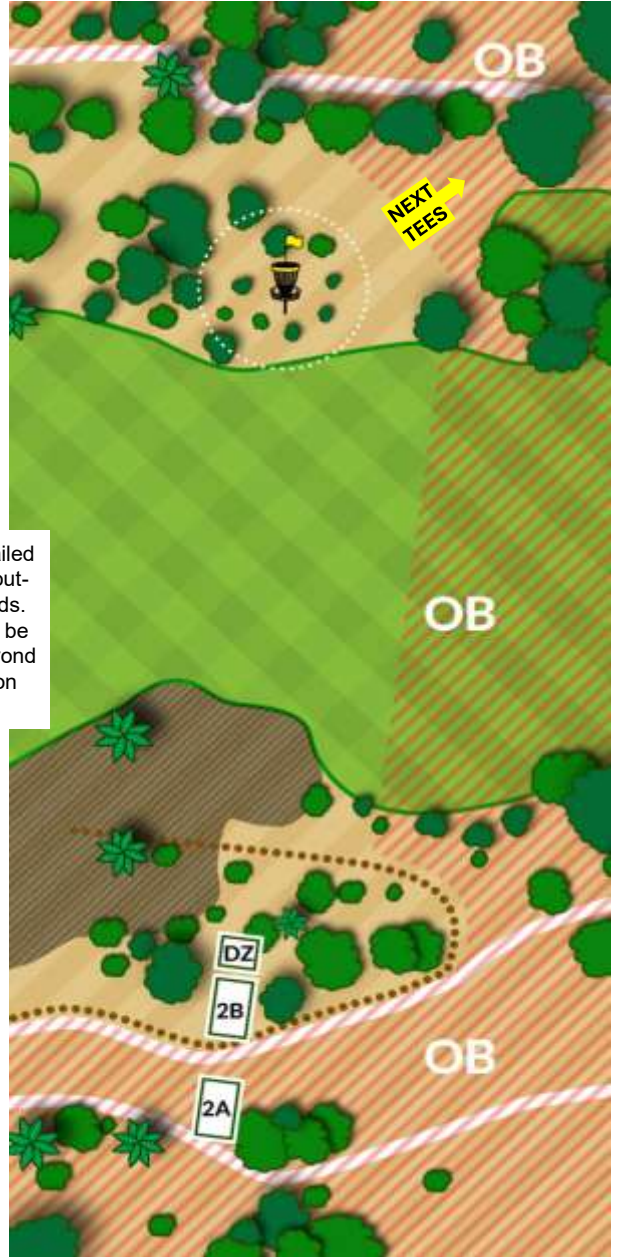
Par - 3 (A) / 3 (B)
Distance (A) - 357' / 109m
Distance (B) - 311' / 95m

O.B.: For 2A tee, cart path & prior in front of tee & to left/right; for both tees cart path behind the basket, roped spectator area to right, & beyond.

HAZARD: Sand trap (combined into one large one).

D.Z.: From 2A tee pad, if any throw never crosses in-bounds or lost, take one-stroke penalty and MAY take next shot from Drop Zone (2B tee) or from previous lie. Follow normal penalty rules thereafter.

2024 Hole Ranking (based on Preliminary Rounds)
MP40 (from short tee in 2023) – 12th FPO – 12th



		Average Scores (based on Preliminary Rounds)														
		2024	2023	2022	2021	2020										
MP40		NA	3.0	2.9	3.0	3.1										
FPO		2.9	3.0	3.2	3.5	3.2										
		Par Percentage Rates (based on Preliminary Rounds)														
		<	=	>	<	=	>	<	=	>	<	=	>			
		2024	2023	2022	2021	2020										
MP40		NA	NA	NA	13	73	14	33	51	16	20	68	12	19	56	25
FPO		20	75	5	19	63	18	8	75	17	4	52	44	11	68	21

Major change for pools playing A LAYOUT from 2024 / 2023 / 2022 / 2021 / 2020 (no 2A tee pad). Minor change for pools playing B LAYOUT from 2024 (spectator O.B. area right of basket was shifted). Minor change for pools playing B LAYOUT from 2023 / 2022 / 2021 / 2020 (basket was 20' longer / in 2022 spectator O.B. area to right was added).

Hole 3

Par - 3 (A) / 3 (B)
 Distance (A) - 328' / 100m
 Distance (B) - 289' / 88m



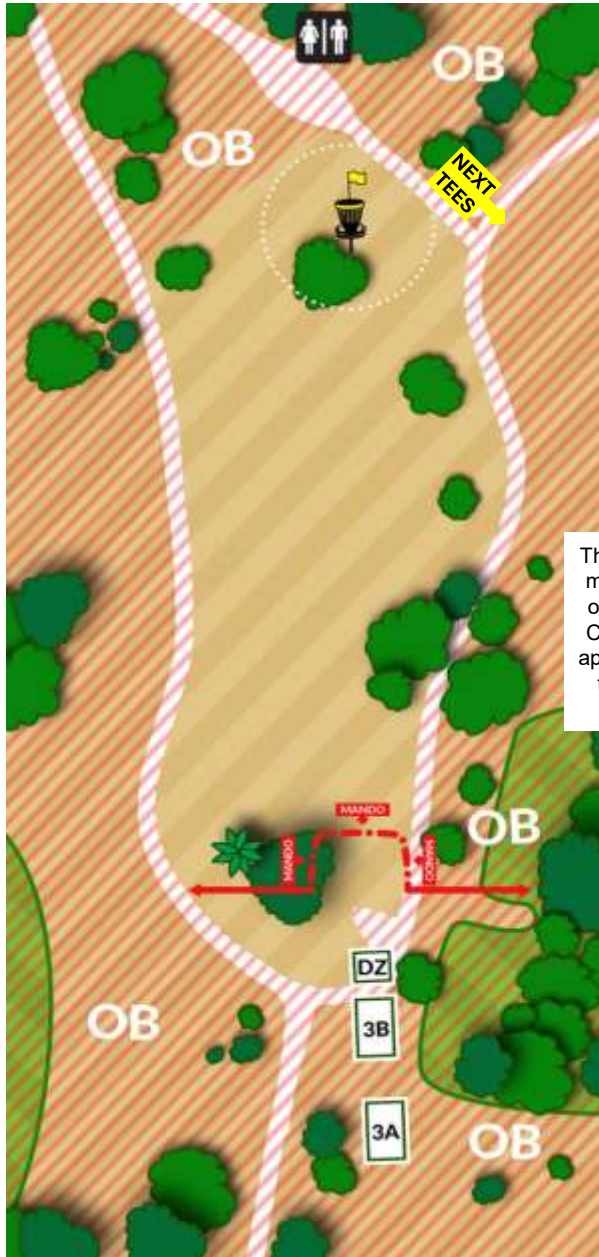
O.B.: Cart path & prior in front of tee & to left/right. Small rock wall behind the basket.

MANDATORY: Cannot cross the plane outside/above the front/closest to the tee, outer poles of the metal green arch.

D.Z.: If any throw from either tee crosses the mandatory plane or lost, take one-stroke penalty and MAY next shot from the Drop Zone (3B tee) or from previous lie. Follow normal penalty rules thereafter.

2024 Hole Ranking (based on Preliminary Rounds)

MP40 (from short tee in 2023) – NA FPO – 11th



The hole-by-hole detailed maps depict nearby out-of-bounds and hazards. Common sense shall be applied for rulings beyond the areas depicted on these maps.



Hole 4

Par - 3 (A) / 3 (B)
 Distance (A) - 492' / 150m
 Distance (B) - 344' / 105m

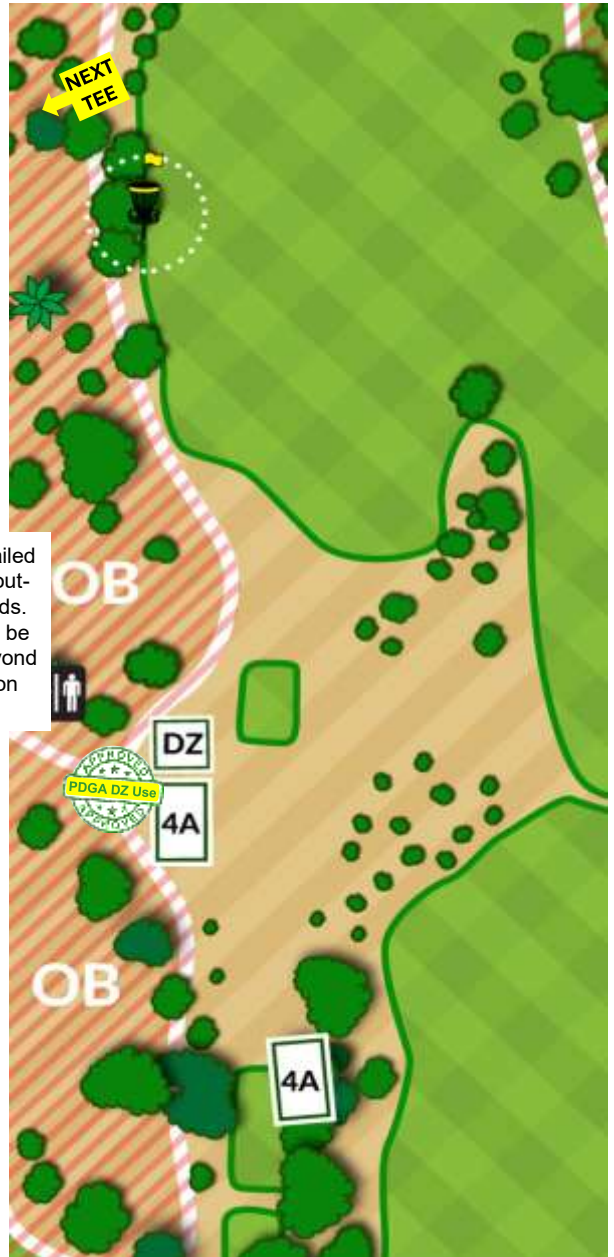
O.B.: Cart paths to left/right & beyond.

D.Z.: From 4A tee, disc must come to rest in-bounds. If any throw from 4A tee out-of-bounds or lost, take one-stroke penalty and MUST take next shot from Drop Zone (4B tee), following normal penalty rules thereafter. (PDGA WAIVER APPROVED for REQUIRED use of D.Z. if O.B. from any 4A tee shot!) From 4B tee, follow normal penalty rules at anytime.

TEE PAD: 4A tee pad excludes the white/painted turf.

2024 Hole Ranking (based on Preliminary Rounds)

MP40 (from a longer tee in 2023) – 4th FPO – 15th (tied)



Average Scores (based on Preliminary Rounds)

	2024	2023	2022	2021	2020
MP40	NA	NA	NA	NA	NA
FPO	2.9	NA	NA	NA	NA

Par Percentage Rates (based on Preliminary Rounds)

	2024			2023			2022			2021			2020		
	<	=	>	<	=	>	<	=	>	<	=	>	<	=	>
MP40	NA	NA	NA	NA	NA	NA	NA	NA	NA	NA	NA	NA	NA	NA	NA
FPO	25	60	15	NA	NA	NA	NA	NA	NA	NA	NA	NA	NA	NA	NA

Major change for pools playing A LAYOUT from 2024 (no 3A tee pad). No change for pools playing B LAYOUT in 2024. Hole didn't exist in 2023 / 2022 / 2021 / 2020.

Average Scores (based on Preliminary Rounds)

	2024	2023	2022	2021	2020
MP40	NA	4.3	4.1	3.7	3.8
FPO	3.7	4.1	4.3	4.4	3.7

Par Percentage Rates (based on Preliminary Rounds)

	2024			2023			2022			2021			2020		
	<	=	>	<	=	>	<	=	>	<	=	>	<	=	>
MP40	NA	NA	NA	19	42	39	24	49	27	55	30	15	44	31	25
FPO	45	45	10	12	67	21	66	27	7	15	46	39	47	37	16

Minor change for pools playing A LAYOUT from 2024 (basket was 40' longer & D.Z. was shifted to 4B tee). Major change for pools playing A LAYOUT from 2023 / 2022 / 2021 / 2020 (basket/tee was 130' to 180' longer & was Hole 3). Major change for pools playing B LAYOUT from 2024 / 2023 / 2022 / 2021 / 2020 (no 4B tee pad & was Hole 3).

Hole 5

Par - 3 (A) / 3 (B)
Distance - 341' / 104m



Hole 6

Par - 3 (A) / 3 (B)
Distance - 303' / 92m

O.B.: Cart path & prior in front of tee & to left/right; cart path & beyond behind/right of basket; green.

HAZARD: Sand trap.

RE-TEE: If any throw from tee never crosses in-bounds or lost, take one-stroke penalty and re-tee.

O.B.: Cart path & prior in front of tee & to left/right; roped spectator area to right, cart path behind of basket, & beyond.

HAZARD: Sand trap.

RE-TEE: If any throw from tee never crosses in-bounds or lost, take one-stroke penalty and re-tee.

2024 Hole Ranking (based on Preliminary Rounds)
MP40 (from 2023) – 10th FPO – 3rd

2024 Hole Ranking (based on Preliminary Rounds)
MP40 (from 2023) – 13th FPO – 8th (tied)



The hole-by-hole detailed maps depict nearby out-of-bounds and hazards. Common sense shall be applied for rulings beyond the areas depicted on these maps.

		Average Scores (based on Preliminary Rounds)				
		2024	2023	2022	2021	2020
MP40	NA	3.1	3.1	3.1	3.1	2.8
FPO	3.2	3.2	3.4	3.6	3.4	
		Par Percentage Rates (based on Preliminary Rounds)				
		< = >	< = >	< = >	< = >	< = >
		2024	2023	2022	2021	2020
MP40	NA NA NA	15 66 19	19 59 22	23 54 23	44 44 12	
FPO	5 80 15	11 73 16	8 56 36	2 54 44	11 57 32	

Minor change from 2024 / 2023 / 2022 / 2021 / 2020 (basket was 40' longer / in 2023 / 2022 / 2021 basket was raised / in 2023 / 2022 / 2021 / 2020 was Hole 4.

		Average Scores (based on Preliminary Rounds)				
		2024	2023	2022	2021	2020
MP40	NA	2.9	3.0	3.1	3.1	3.1
FPO	3.0	3.0	3.2	3.3	3.0	
		Par Percentage Rates (based on Preliminary Rounds)				
		< = >	< = >	< = >	< = >	< = >
		2024	2023	2022	2021	2020
MP40	NA NA NA	19 75 6	14 76 11	15 72 13	6 75 19	
FPO	20 65 15	5 91 4	8 71 21	7 68 25	16 68 16	

Minor change from 2024 (basket was 30' longer). Major change from 2023 / 2022 / 2021 / 2020 (basket was 60' to 75' longer & was Hole 5 / in 2022 spectator O.B. area to right was added).

Hole 7

Par - 3 (A) / 4 (B)
Distance - 285' / 87m



Hole 8

Par - 3 (A) / 3 (B)
Distance - 335' / 102m

O.B.: Not on one of two islands marked by rope.

O.B.: Cart paths & beyond.

D.Z.: If any throw from tee O.B. or lost, take one-stroke penalty and MUST take next shot from Drop Zone. (PDGA WAIVER APPROVED for REQUIRED use of D.Z. if islands missed from any tee shot!) Follow normal penalty rules thereafter.

2024 Hole Ranking (based on Preliminary Rounds)
MP40 (from 2023) – 6th FPO – 1st

2024 Hole Ranking (based on Preliminary Rounds)
MP40 (from 2023) – 14th FPO – 17th



The hole-by-hole detailed maps depict nearby out-of-bounds and hazards. Common sense shall be applied for rulings beyond the areas depicted on these maps.

Average Scores (based on Preliminary Rounds)

	2024	2023	2022	2021	2020
MP40	NA	4.2	4.0	3.8	3.8
FPO	4.0	4.4	4.0	4.1	3.9

Par Percentage Rates (based on Preliminary Rounds)

	<	=	>	<	=	>	<	=	>	<	=	>			
	2024	2023	2022	2021	2020										
MP40	NA	NA	NA	42	17	41	51	14	35	60	15	25	69	6	25
FPO	5	35	60	53	12	35	56	8	36	50	17	33	42	32	26

No change from 2024 (except was a Par 3 for pools playing B LAYOUT). Major change from 2023 / 2022 / 2021 / 2020 (was 3 islands where first 2 combined into 1, eliminated a D.Z., was a Par 4 for pools playing A LAYOUT, & was Hole 6).

Average Scores (based on Preliminary Rounds)

	2024	2023	2022	2021	2020
MP40	NA	2.9	3.0	3.1	2.9
FPO	2.6	3.0	3.2	3.1	3.2

Par Percentage Rates (based on Preliminary Rounds)

	<	=	>	<	=	>	<	=	>	<	=	>			
	2024	2023	2022	2021	2020										
MP40	NA	NA	NA	21	70	9	20	66	14	20	62	18	19	68	13
FPO	45	50	5	18	66	16	12	65	23	13	70	17	11	68	21

No real changes from 2024 / 2023 / 2022 / 2021 / 2020 (basket was 10' shorter to 20' longer & was Hole 7).

Hole 9

Par - 4 (A) / 5 (B)
Distance - 735' / 224m



O.B.: Cart path & prior in front of tee & to left/right; cart paths, water/rope, fence/rope (if marked), & beyond; green.

RE-TEE: If any throw from tee never crosses in-bounds or lost, take one-stroke penalty and re-tee.



Hole 10

Par - 3 (A) / 3 (B)
Distance (A) - 385' / 117m
Distance (B) - 330' / 101m

O.B.: For tee 10A, cart path & prior in front of tee & to left/right; for both tees water (or rope when present), roped spectator area behind/left of basket, & beyond.

D.Z.: If any throw from either tee never crosses in-bounds or lost, take one-stroke penalty and MAY next shot from Drop Zone or from previous lie, following normal penalty rules thereafter.

2024 Hole Ranking (based on Preliminary Rounds)

MP40 (from 2023) - 1st FPO - 13th (tied)

2024 Hole Ranking (based on Preliminary Rounds)

MP40 (from short tee in 2023) - 5th FPO - 7th



The hole-by-hole detailed maps depict nearby out-of-bounds and hazards. Common sense shall be applied for rulings beyond the areas depicted on these maps.



Average Scores (based on Preliminary Rounds)

	2024	2023	2022	2021	2020
MP40	NA	4.6	4.7	4.6	3.6
FPO	4.8	4.8	4.9	5.1	3.5

Par Percentage Rates (based on Preliminary Rounds)

	<	=	>	<	=	>	<	=	>	<	=	>			
	2024	2023	2022	2021	2020										
MP40	NA	NA	NA	6	49	45	5	48	47	10	50	40	56	31	13
FPO	55	25	50	49	30	21	46	23	31	39	26	35	63	32	5

No changes from 2024 / 2023 / 2022 / 2021 (except was Hole 8).
Major change from 2020 (tee was 180' shorter).

Average Scores (based on Preliminary Rounds)

	2024	2023	2022	2021	2020
MP40	NA	3.1	3.3	3.6	3.6
FPO	3.0	3.1	3.7	4.3	4.3

Par Percentage Rates (based on Preliminary Rounds)

	<	=	>	<	=	>	<	=	>	<	=	>			
	2024	2023	2022	2021	2020										
MP40	NA	NA	NA	8	77	15	0	72	28	60	30	10	56	31	13
FPO	15	70	15	7	77	16	0	38	62	19	48	33	16	58	26

Major change for pools playing A LAYOUT from 2024 (no 10A tee pad). No change for pools playing B LAYOUT from 2024 / 2023 (in 2023 D.Z. was added & Hole 9). Major changes from 2023 / 2022 / 2021 / 2020 for pools playing A LAYOUT (basket/tee was 50' shorter to 110' longer & Hole 9 / in 2021 / 2020 was a Par 4). Major changes from 2022 / 2021 / 2020 for pools playing B LAYOUT (basket/tee was 100' longer to 165' longer & Hole 9 / in 2021 / 2020 was a Par 4).

Hole 11

Par - 3 (A) / 3 (B)
 Distance (A) - 380' / 116m
 Distance (B) - 310' / 94m

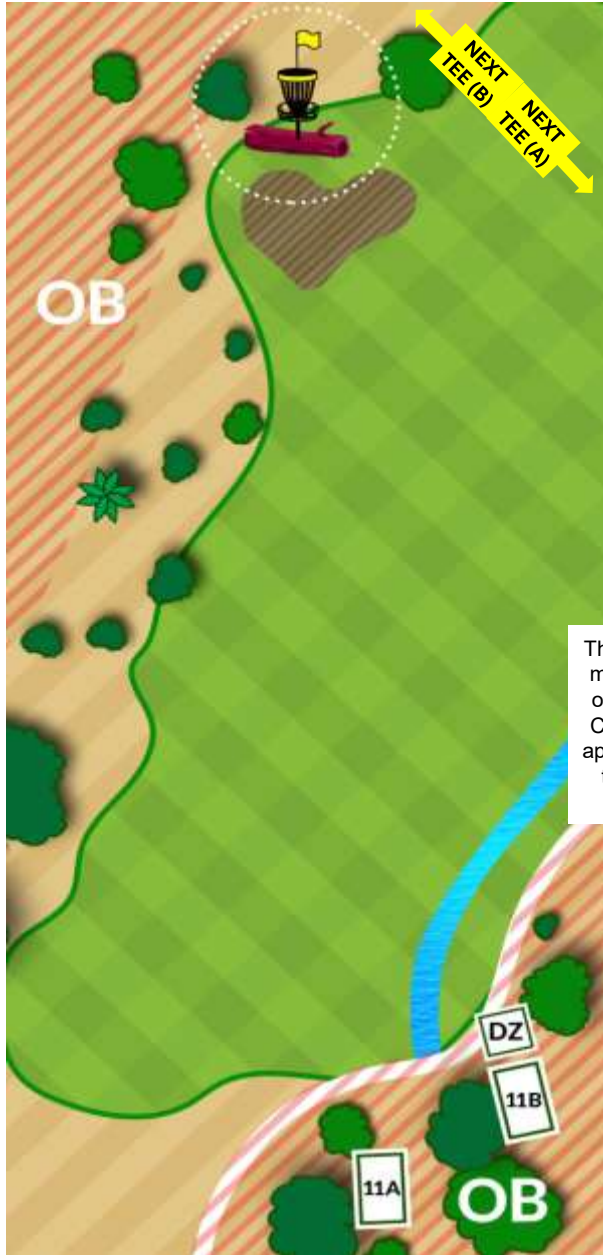


O.B.: Cart path & prior in front of tees & to left/right; fence/rope & beyond.

HAZARD: Sand trap.

RE-TEE: If any throw from either tee never crosses in-bounds or lost, take one-stroke penalty and MAY take next shot from Drop Zone (11B tee) or from previous lie. Follow normal penalty rules thereafter.

2024 Hole Ranking (based on Preliminary Rounds)
 MP40 (from long tee in 2023) - 2nd (tied) FPO - 2nd



The hole-by-hole detailed maps depict nearby out-of-bounds and hazards. Common sense shall be applied for rulings beyond the areas depicted on these maps.

Hole 12

Par - 3 (A) / 3 (B)
 Distance (A) - 410' / 125m
 Distance (B) - 247' / 73m



O.B.: For 12A tee, cart path & prior in front of tee & to left/right; for both tees fence/rope to left, water/rope area behind basket, cart path behind basket, & beyond.

HAZARD: Sand trap.

RE-TEE: If any throw from 12A tee never crosses in-bounds, take one-stroke penalty and re-tee.

2024 Hole Ranking (based on Preliminary Rounds)
 MP40 (from long tee in 2023) - 11th FPO - 13th (tied)



Michelle Saggboy (2024 - B)

Average Scores (based on Preliminary Rounds)					
	2024	2023	2022	2021	2020
MP40	NA	3.5	3.4	3.5	3.5
FPO	3.5	3.6	3.6	3.6	3.6

Par Percentage Rates (based on Preliminary Rounds)															
	2024			2023			2022			2021			2020		
	<	=	>	<	=	>	<	=	>	<	=	>	<	=	>
MP40	NA	NA	NA	1	64	35	1	69	30	5	60	35	0	62	38
FPO	5	65	30	54	33	13	60	25	15	2	52	46	0	58	42

Major change for pools playing A LAYOUT from 2024 (didn't use 11A tee pad). No change for pools playing B LAYOUT from 2024. No change for pools playing A LAYOUT in 2023 / 2022 / 2021 / 2020 (was Hole 10). Major change for pools playing B LAYOUT from 2023 / 2022 / 2021 / 2020 (tee was 70' longer & Hole 10 / in 2023 / 2022 was a Par 4).

Average Scores (based on Preliminary Rounds)					
	2024	2023	2022	2021	2020
MP40	NA	3.1	3.1	3.3	3.4
FPO	2.8	3.1	3.4	3.4	3.4

Par Percentage Rates (based on Preliminary Rounds)															
	2024			2023			2022			2021			2020		
	<	=	>	<	=	>	<	=	>	<	=	>	<	=	>
MP40	NA	NA	NA	3	88	9	5	85	10	3	72	25	6	63	31
FPO	45	35	20	5	77	18	0	69	31	70	22	8	0	63	37

Major change for pools playing A LAYOUT from 2024 (didn't use 12A tee pad). No change for pools playing B LAYOUT from 2024. No real change for pools playing A LAYOUT in 2023 / 2022 / 2021 / 2020 (was Hole 11). Major change for pools playing B LAYOUT from 2023 / 2022 / 2021 / 2020 (tee was 160' longer & Hole 10 / in 2021 was a Par 4).

Hole 13

Par - 3 (A) / 3 (B)
Distance - 367' / 112m



O.B.: Cart path/grass behind tee; in water/rope area.

CART PATH VARIANCE: Only hole on course where the cart path (and prior/beyond) is in bounds.



Hole 14

Par - 3 (A) / 3 (B)
Distance - 276' / 84m

O.B.: Cart path & prior in front of tee & to left/right; cart path & beyond behind basket; green.

HAZARD: Sand traps.

RE-TEE: If any throw from tee never crosses in-bounds or lost, take one-stroke penalty and re-tee.

2024 Hole Ranking (based on Preliminary Rounds)
MP40 (from 2023) – 16th FPO – 6th



2024 Hole Ranking (based on Preliminary Rounds)
MP40 (from 2023) – 8th FPO – 4th (tied)



The hole-by-hole detailed maps depict nearby out-of-bounds and hazards. Common sense shall be applied for rulings beyond the areas depicted on these maps.



Johannes Hogberg (2018)

Average Scores (based on Preliminary Rounds)

	2024	2023	2022	2021	2020
MP40	NA	2.7	3.0	2.9	3.1
FPO	3.1	3.0	3.3	3.4	3.3

Par Percentage Rates (based on Preliminary Rounds)

	< = >			< = >			< = >			< = >			< = >		
	2024	2023	2022	2021	2020	2024	2023	2022	2021	2020	2024	2023	2022	2021	2020
MP40	NA	NA	NA	29	68	3	13	77	10	23	72	5	6	81	13
FPO	10	75	15	12	79	9	8	62	30	4	63	33	0	63	37

No change from 2024 / 2023 (in 2023 was Hole 12). Minor change from 2022 / 2021 / 2020 (basket was 50' longer & Hole 12).

Average Scores (based on Preliminary Rounds)

	2024	2023	2022	2021	2020
MP40	NA	3.1	3.1	3.3	3.4
FPO	3.2	3.1	3.1	3.3	3.1

Par Percentage Rates (based on Preliminary Rounds)

	< = >			< = >			< = >			< = >			< = >		
	2024	2023	2022	2021	2020	2024	2023	2022	2021	2020	2024	2023	2022	2021	2020
MP40	NA	NA	NA	18	54	28	16	61	23	15	60	25	25	19	56
FPO	15	55	30	18	61	21	15	63	22	9	63	28	16	63	21

No real change from 2024 / 2023 / 2022 / 2021 (in 2023 / 2022 / 2021 / 2020 was Hole 13).

Hole 15

Par - 3 (A) / 3 (B)
 Distance (A) - 407' / 124m
 Distance (B) - 274' / 84m



O.B.: Cart path to left, roped spectator area behind basket, & beyond.



Hole 16

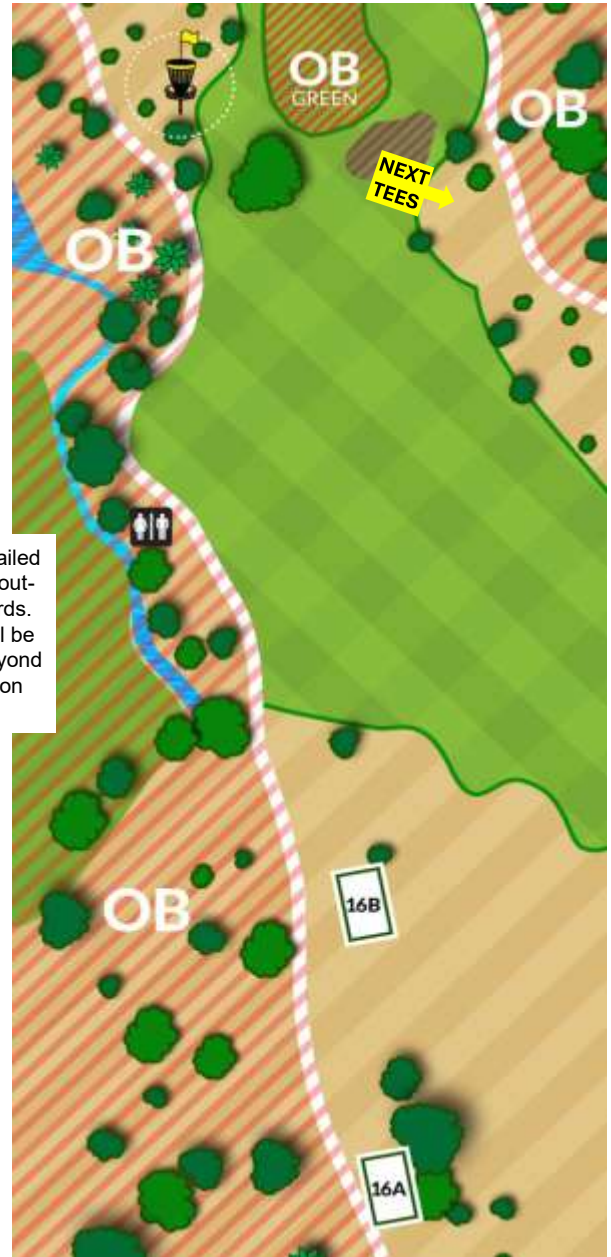
Par - 4 (A) / 4 (B)
 Distance (A) - 633' / 184m
 Distance (B) - 485' / 148m

O.B.: Cart paths & beyond; green.

HAZARD: Sand trap.

2024 Hole Ranking (based on Preliminary Rounds)
 MP40 (from 2023) - 17th FPO - 15th (tied)

2024 Hole Ranking (based on Preliminary Rounds)
 MP40 (from short tee in 2023) - 2nd (tied) FPO - 18th



The hole-by-hole detailed maps depict nearby out-of-bounds and hazards. Common sense shall be applied for rulings beyond the areas depicted on these maps.

Average Scores (based on Preliminary Rounds)

	2024	2023	2022	2021	2020
MP40	NA	2.5	3.1	3.1	3.1
FPO	2.7 2.6	3.2	3.5	3.4	3.4

Par Percentage Rates (based on Preliminary Rounds)

	<	=	>	<	=	>	<	=	>	<	=	>			
	2024			2023			2022			2021			2020		
MP40	NA	NA	NA	55	41	4	9	75	16	13	72	15	6	81	13
FPO	35	60	5	40	56	4	2	75	23	2	54	44	0	53	47

Major change for pools playing A LAYOUT from 2024 / 2023 (in 2024 didn't use 15A tee pad / in 2023 tee was 110' shorter & Hole 14). No real change for pools playing B LAYOUT from 2024 / 2023 (in 2023 was Hole 14). No change for pools playing A LAYOUT in 2022 / 2021 / 2020 (in 2022 / 2021 was Hole 14 / in 2020 was Hole 18). Major change for pools playing B LAYOUT from 2022 / 2021 / 2020 (tee was 130' longer / in 2022 / 2021 was Hole 14 / in 2020 was Hole 18).

Average Scores (based on Preliminary Rounds)

	2024	2023	2022	2021	2020
MP40	NA	3.5	3.7	3.8	3.5
FPO	4.1	4.0	4.0	4.0	3.7

Par Percentage Rates (based on Preliminary Rounds)

	<	=	>	<	=	>	<	=	>	<	=	>			
	2024			2023			2022			2021			2020		
MP40	NA	NA	NA	0	62	38	0	51	49	38	52	10	6	44	50
FPO	85	15	0	28	51	21	31	46	23	35	37	28	0	79	21

No change for pools playing A LAYOUT from 2024. Major change for pools playing B LAYOUT from 2024 / 2023 / 2022 / 2021 (basket/tee was 50' longer to 150' longer / in 2024 was a Par 5). Major change for pools playing A LAYOUT in 2023 / 2022 / 2021 / 2020 (basket/tee was 50' shorter to 180' shorter / in 2023 / 2022 was a Par 3 / in 2020 was a Par 3 & Hole 14). Minor change for pools playing B LAYOUT from 2020 (slight shift in basket/tee & was Hole 14).

Hole 17

Par - 3 (A) / 3 (B)
 Distance (A) - 387' / 118m
 Distance (B) - 333' / 101m



Hole 18

Par - 3 (A) / 3 (B)
 Distance - 309' / 94m

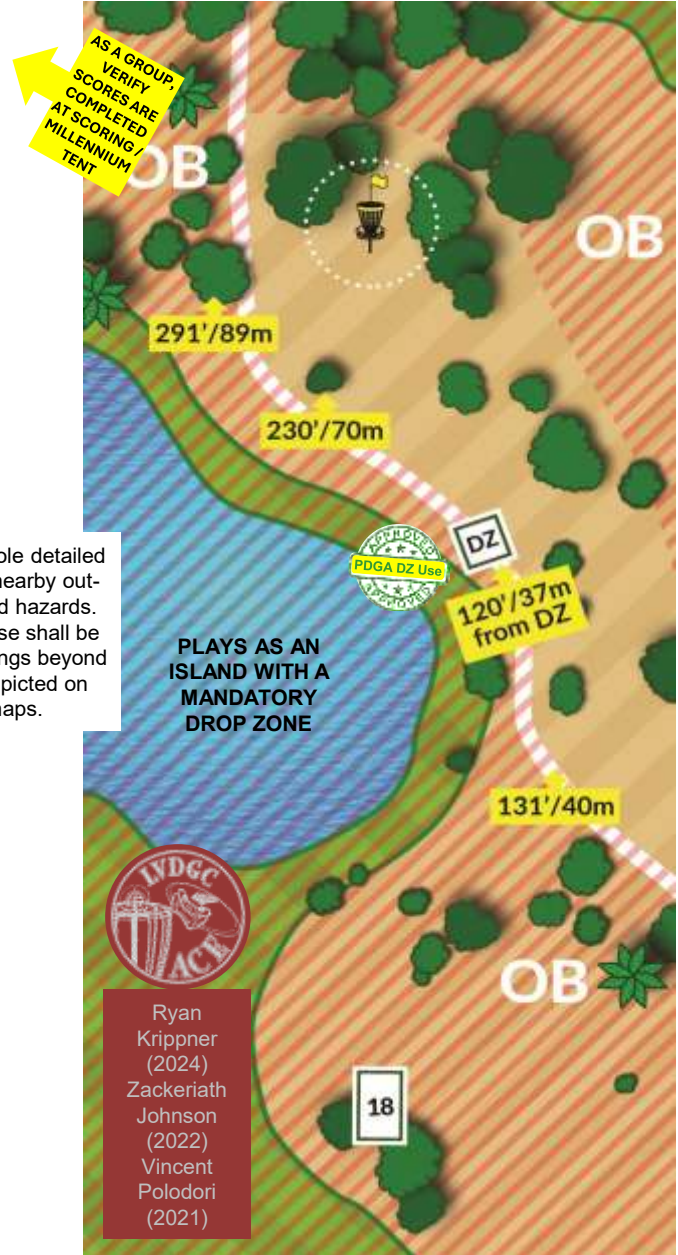
O.B.: Cart path to right and beyond.

O.B.: Not on the island marked by rope, cart path.

D.Z.: Disc must come to rest on island from tee. If any throw from tee out-of-bounds or lost, take one-stroke penalty and MUST take next shot from the Drop Zone. (PDGA WAIVER APPROVED for REQUIRED use of D.Z. if island missed from any tee shot!) Follow normal penalty rules thereafter.

2024 Hole Ranking (based on Preliminary Rounds)
 MP40 (from short tee in 2023) - 15th FPO - 8th (tied)

2024 Hole Ranking (based on Preliminary Rounds)
 MP40 (from 2023) - 7th FPO - 4th (tied)



The hole-by-hole detailed maps depict nearby out-of-bounds and hazards. Common sense shall be applied for rulings beyond the areas depicted on these maps.

PLAYS AS AN ISLAND WITH A MANDATORY DROP ZONE

		Average Scores (based on Preliminary Rounds)											
		2024	2023	2022	2021	2020							
MP40		NA	2.8	3.0	3.0	2.9							
FPO		3.0	3.1	3.1	3.2	3.0							
		Par Percentage Rates (based on Preliminary Rounds)											
		<	=	>	<	=	>	<	=	>	<	=	>
		2024	2023	2022	2021	2020							
MP40		NA	NA	NA	23	74	3	20	62	18	15	85	5
FPO		10	85	5	5	81	14	4	87	9	4	72	24
												25	56
												11	73
												16	

Major change for pools playing A LAYOUT (tee 55' shorter / in 2023 / 2022 / 2021 basket was hanging). No real change for pools playing B LAYOUT from (in 2023 / 2022 / 2021 basket was hanging).

		Average Scores (based on Preliminary Rounds)											
		2024	2023	2022	2021	2020							
MP40		NA	3.1	3.2	3.1	NA							
FPO		3.2	3.4	3.5	3.5	NA							
		Par Percentage Rates (based on Preliminary Rounds)											
		<	=	>	<	=	>	<	=	>	<	=	>
		2024	2023	2022	2021	2020							
MP40		NA	NA	NA	24	45	31	22	49	29	28	44	28
FPO		5	75	20	16	47	37	8	48	44	7	59	34

No real change from 2024 / 2023 / 2022 / 2021.
 Hole not used in 2020.